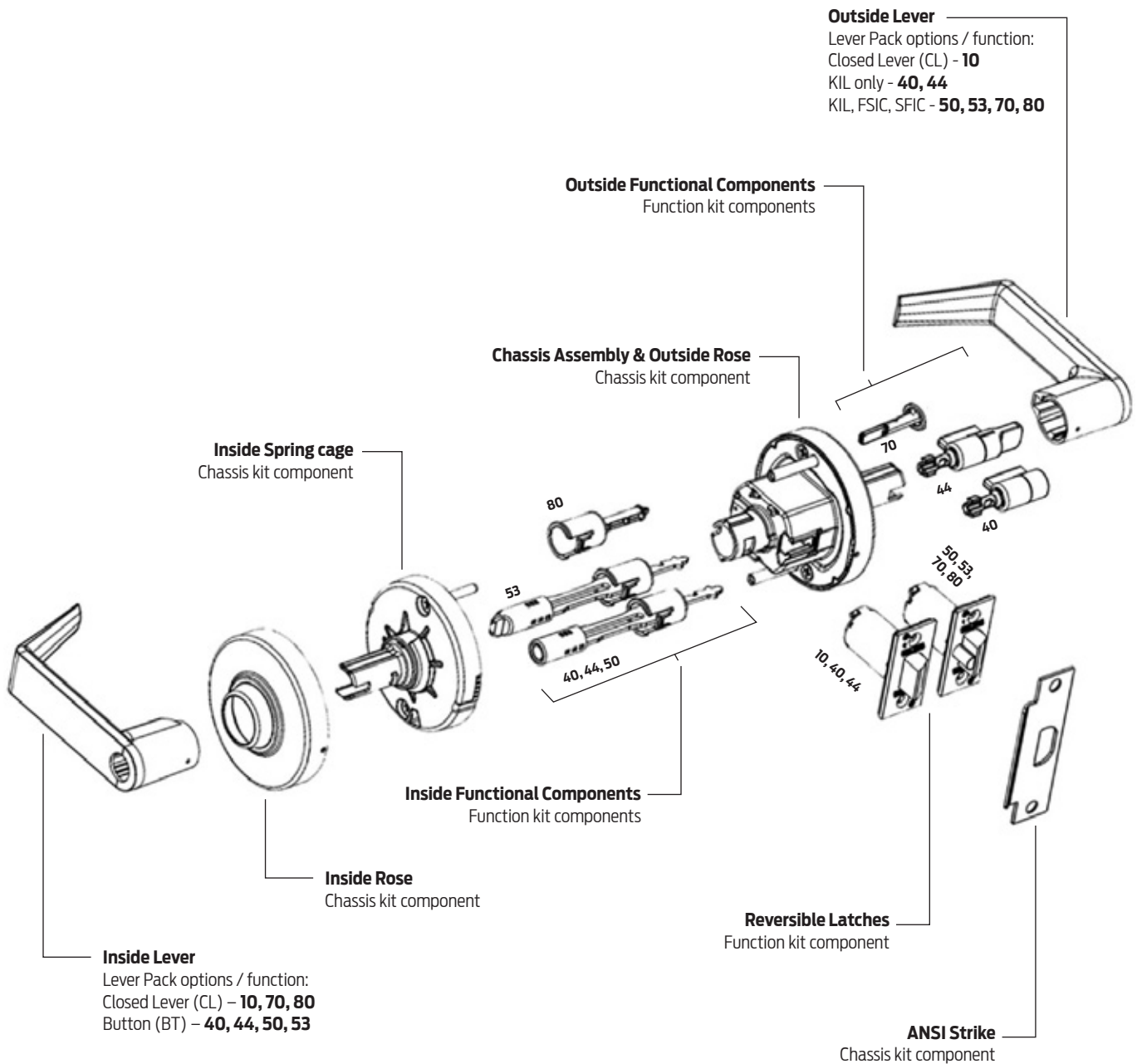


ALX Series

GRADE 2 CYLINDRICAL LEVERED LOCK



Exploded view details the component groupings for each function. All factory configured locks come with proper functional components installed in the lock. See kit details for information on how kit product delivery system can be ordered and managed.

ALX Series

Ordering Procedures



To order Schlage products, descriptive data should be in the same sequence as shown below.

Line Item	Qty	Brand	Lock Series	Func	Cyl Suffix	Outside		Inside ¹		Latch Part #	Strike Part #	Dr Thk	Ext	Keyway	Hand	Other
						DES	FIN	DES	FIN							
1	10	SCH	ALX	53	P	SAT	626					N/A	N/A		N/A	
2	10	SCH	ALXV	40	-	SAT	626	SAT	605	47267048		N/A	N/A		N/A	K510-066
3	10	SCH	ALXV	80	J	RHO	622				10-013	N/A	N/A		N/A	
4	10	SCH	ALX	70	R	LON	643e	LAT		14-042		N/A	N/A	C	N/A	
5	10	SCH	ALX	53	M	8RO	626	8RO				N/A	N/A		N/A	
6	10	SCH	ALX	80	P	LLL	619					N/A	N/A		N/A	
7	10	SCH	ALX	50	L	LLL	626	RHO				N/A	N/A		N/A	
8	10	SCH	ALX	172	-	BRK	643e	BRW	605			N/A	N/A		N/A	

¹ Inside design defaults to outside specifications until something is entered

² Examples include: fire latch, T strike, master keying requirements, Allegion Connect, Primus program information, etc.

Shaded items defaults to factory standard if not specified. ²

Common Pricing Information	
1.	Configured locks are furnished with standard features unless otherwise specified.
2.	Door thickness ranges from 1 3/8" through 1 3/4" without needing to be specified
3.	Split finishes and designs will be priced at the highest list price of the design and/or finish.
4.	 denotes a lock or part that requires an extended lead time.
5.	 denotes a handed product and requires handing to be specified.
6.	For all restricted keyways (Everest D, Everest 29 T, Quad, Numbered, Reversed) add \$17.50. This does not apply to Primus cylinders. See Terms and Conditions for ordering information and requirements.
7.	Locks, keys and cylinders containing restricted keyways require additional documentation to order. Please see Terms and Conditions for the specific requirements.
8.	Keyway must be specified for keyed functions and cylinders. If not specified, default keyway will be S123 for KA, KD and 0-bitted product and S145 for Factory managed masterkey systems.
9.	Multiple keying options are available. Locks and cylinders are furnished KD unless otherwise specified or excepted by notation.
10.	Control keys for permanent and construction cores are not included with the lock or cylinder and must be ordered separately.
11.	Locks specified C keyway and KD will receive 6-pin cylinders keyed 5-pin with 5-pin keys. Locks specified 0-bitted will receive 6-pin cylinders with 6-pin keys.
12.	Full Size Interchangeable Cores (FSIC) are furnished 1-bitted unless otherwise specified. If 0-bitted is selected, the order will be entered as 1-bitted. This does not apply to FSIC Primus® cores.
13.	Conventional standard pinned cylinders, Primus cylinders (conventional and FSIC) can be supplied 0-bitted. If 1-bitted is selected, the order will be entered as 0-bitted.
14.	Available plug face finishes are 606 for brass finishes, 626 for silver finishes, 622 & 643e
15.	Locks and cylinders will be furnished with 2 keys each as standard. Additional keys will be charged at the additional cut keys charge appropriate for the cylinder/key type

CYLINDRICAL

A-Series

AL-Series

ALX-2

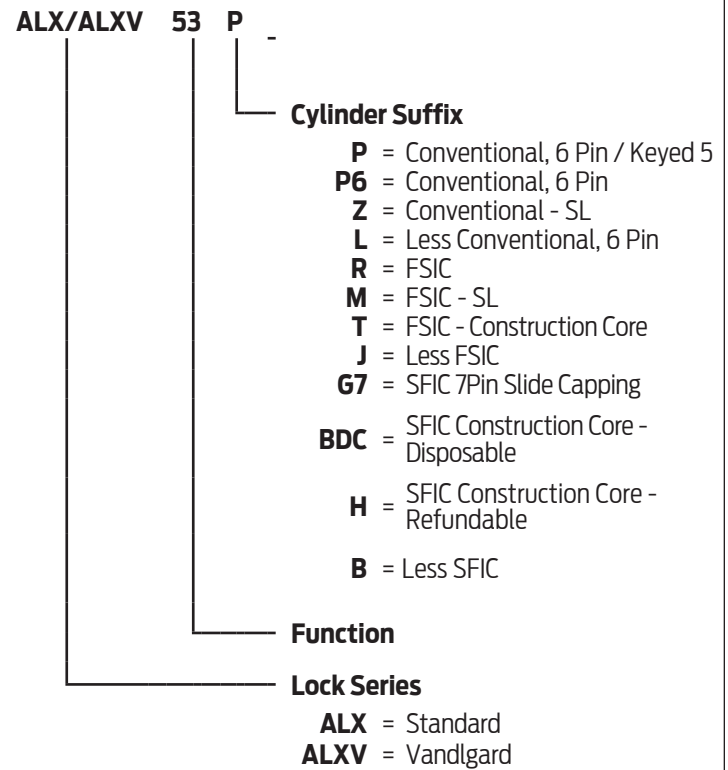
D-Series

ND-Series

Table of Contents

Functions	ALX-4
Trim	ALX-5
Complete Locks	ALX-6
Kit System Instructions	ALX-7
Kit system Pricing	ALX-8
Lock Options / Parts	
Chassis Components.....	ALX-9
Cylinders	ALX-9
Tailpieces	ALX-9
Latches and Accessories.....	ALX-10
Strikes.....	ALX-10
Levers	ALX-11
Levers and Roses	ALX-12
Levers and Screw options.....	ALX-13
Complete Cylinders	See Cylinders Section
How To Order	Forms & Examples

Product Identification



SFIC = Small Format (Best® Style) Interchangeable Core

Finish Codes and Descriptions

Code		Description
605	(US 3)	Bright Brass
606	(US 4)	Satin Brass
612	(US 10)	Satin Bronze
613	(US 10B)	Oil Rubbed Bronze
619	(US 15)	Satin Nickel
622	(US 19)	Matte Black
625	(US 26)	Bright Chromium Plated
626	(US 26D)	Satin Chromium Plated
626AM		Antimicrobial Coating on Satin Chromium
643e	(US11)	Aged Bronze

Standard Features

Certification	ANSI/BHMA Certified A156.2-2011, Series 4000, Grade 2, UL Listed for 3-hour fire door.
Latch	1 1/8" x 2 1/4" Square corner faceplate, 7/8" housing diameter with 1" dia. sleeve, 1/2" throw
Strike	1 1/4" x 4 7/8" ANSI, Square corner, no dust box
Backset	2 3/4"
Cylinder	Conventional 6-Pin solid brass, keyed 6-pin, S123 keyway, keyed different (KD)
Door Range	1 3/8" through 1 3/4"
Keys	Two nickel silver cut keys per lock, 6-pin, S123 section



ALX · Functions

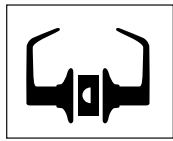
ANSI/BHMA Certified A156.2-2011, Series 4000, Grade 2, UL Listed for 3-hour fire door.

Non-Keyed Locks

SCHLAGE

ANSI

ALX10S



F75

Passage Latch

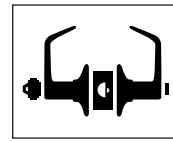
- No cylinder; plain lever both sides; spring latch
- Both levers always unlocked

Keyed Locks

SCHLAGE

ANSI

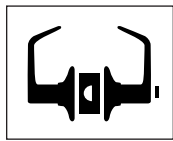
ALX/ALXV50PD F82



Entrance/Office Lock

- Cylinder outside; push button inside; deadlatch
- Inside push button locks outside lever
- Unlock with key or by rotating inside lever
- Field selectable Vandlgard® feature
- Inside lever always free for immediate egress

ALX/ALXV40

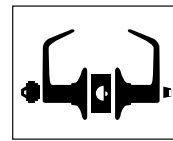


F76

Bath/Bedroom Privacy Lock

- No cylinder; coin turn outside; push-button inside; spring latch
- Inside push button locks outside lever
- Turn inside lever or close door to release button and prevent lock-out; outside coin turn provides emergency access
- Field selectable Vandlgard® feature
- Inside lever is always free for immediate egress

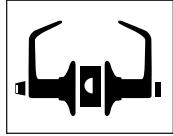
ALX/ALXV53PD F109



Entrance Lock

- Cylinder outside; push/turn button inside; deadlatch
- Inside button locks outside lever by pushing button or pushing and turning button
- Pushed button: unlock with key or by rotating inside lever
- Push/turn button: key retracts latch only; unlock by returning button to home position then use key or rotate inside lever
- Field selectable Vandlgard® feature
- Inside lever always free for immediate egress

ALX/ALXV44S

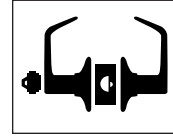


F76

Hospital Privacy Lock

- No cylinder; emergency turn outside; push button inside; spring latch
- Inside push button locks outside lever
- Turn inside lever or close door to release button and prevent lock-out; outside emergency turn provides immediate access for life safety
- Field selectable Vandlgard® feature
- Inside lever is always free for immediate egress

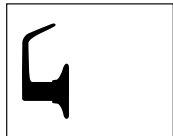
ALX/ALXV70PD F84



Classroom Lock

- Cylinder outside; plain lever inside; deadlatch
- Key locks or unlocks outside lever
- Field selectable Vandlgard® feature
- Inside lever always free for immediate egress

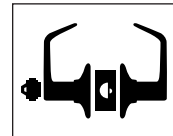
ALX170



Single Dummy Trim

- No cylinder; rigid plain lever outside; no hardware inside; no latch
- Use as door pull or matching inactive trim

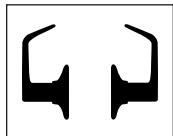
ALX/ALXV80PD F86



Storeroom Lock

- Cylinder outside; plain lever inside; deadlatch
- Outside lever always locked
- Key retracts the latch
- Field selectable Vandlgard® feature
- Inside lever always free for immediate egress

ALX172



Double Dummy Trim

- No cylinder; rigid plain levers both sides; no latch (latch cover available)
- Use as door pull or matching inactive trim

CYLINDRICAL

A-Series

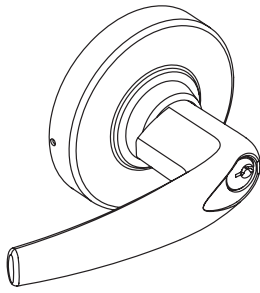
AL-Series

ALX-4

D-Series

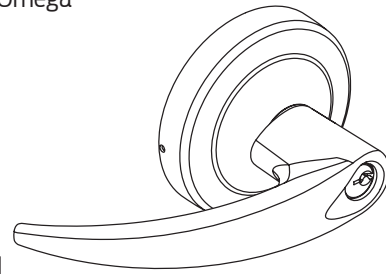
ND-Series

Lever: ATH - Athens
Rose: Rhodes



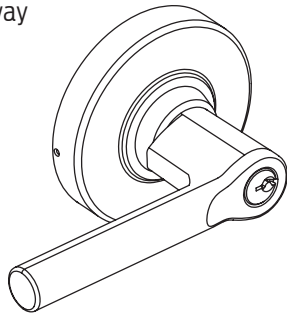
Lever Grade: 1
Cores: KIL, FSIC, SFIC, L-SAR, L-CO6, J-SAR, J-CO6

Lever: OME - Omega
Rose: Omega



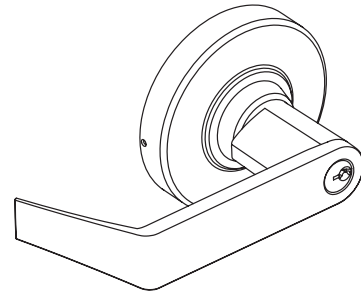
Lever Grade: 1
Cores: KIL, FSIC, SFIC

Lever: BRW - Broadway
Rose: Rhodes



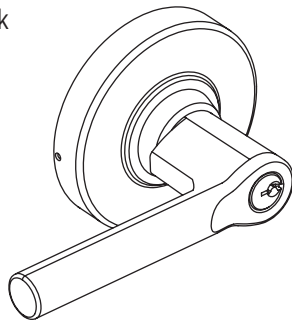
Lever Grade: 1
Cores: KIL, FSIC, SFIC

Lever: RHO - Rhodes
Rose: Rhodes



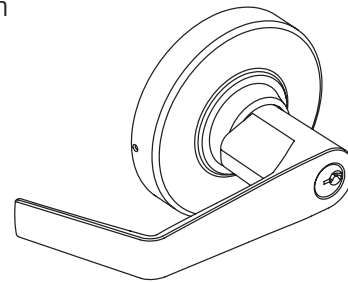
Lever Grade: 1
Cores: KIL, FSIC, SFIC, L-SAR, L-CO6, J-SAR, J-CO6, J-CO7

Lever: BRK - Boardwalk
Rose: Rhodes



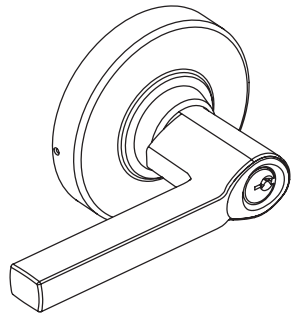
Lever Grade: 1
Cores: KIL, FSIC, SFIC

Lever: SAT - Saturn
Rose: Rhodes



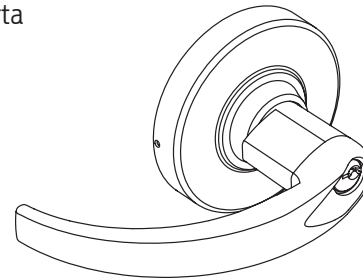
Lever Grade: 2
Cores: KIL

Lever: LAT - Latitude
Rose: Rhodes



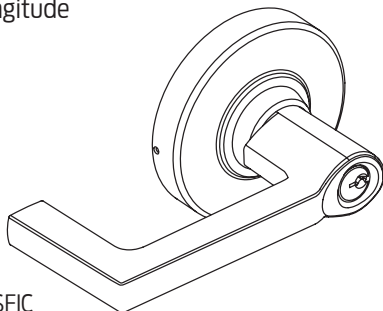
Lever Grade: 1
Cores: KIL, FSIC, SFIC

Lever: SPA - Sparta
Rose: Rhodes



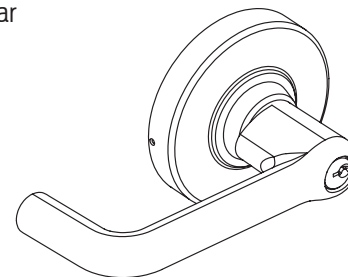
Lever Grade: 1
Cores: KIL, FSIC, SFIC, L-SAR, L-CO6, J-SAR, J-CO6

Lever: LON - Longitude
Rose: Rhodes



Lever Grade: 1
Cores: KIL, FSIC, SFIC

Lever: TLR - Tubular
Rose: Rhodes



Lever Grade: 1
Cores: KIL, FSIC, SFIC, L-SAR, L-CO6, J-SAR, J-CO6

ALX - Complete Locks

CYLINDRICAL

A-Series

Function	Description	Designs and Finishes				CYLINDER ADJUSTMENTS
		SAT				
		626	605 619	606 622	612 625 643e	
Keyless						
ALX10	Passage	186	198	216	605 606 612 619 622 625 626 643e 613 626AM	
ALX/ALXV40	Privacy	212	224	242		
ALX/ALXV44	Privacy, hospital					
ALX170	Single dummy	115	121	131		
ALX172	Single dummy	175	187	205		
Keyed, Single Cylinder (P/P6/Z core options are the baseline for cylinder adjustments)						
ALX/ALXV50	Entrance/Office	271	283	301	-64	
ALX/ALXV53	Entrance					
ALX/ALXV70	Classroom					
ALX/ALXV80	Storeroom					
Secondary Cylinder Adjustments	EVEREST AND RESTRICTED KEYWAY - DOES NOT APPLY TO PRIMUS					
	EVEREST D & T FAMILY & RESTRICTED KEYWAYS (QUAD, NUMBERED, REVERSE)				17.50	
	PRIMUS/PRIMUS XP - FULLY ASSEMBLED PRODUCT NEEDS TO HAVE THE LOCK ORDERED LESS CYLINDER AND THE CYLINDER SEPERATELY (PRICES BELOW)					
SINGLE KIL EXAMPLE: 1 EA. AL53LD & 1 EA. 20-728(-XP)				141		
Note: Underlined options have extended lead times. See lead time report for details.						

AL-Series

Function	Description	Designs and Finishes					Primary Cylinder Adjustments (Available Options)																														
		ATH BRW BRK LAT LON OME RHO SPA TLR																																			
		626	605 619	606 622	612 625 643e	613 626AM																															
Keyless																																					
ALX10	Passage	206	218	236	605 606 612 619 622 625 626 643e 613 626AM																																
ALX/ALXV40	Privacy	232	244	262	<table border="1"> <thead> <tr> <th colspan="5">ATH BRW BRK LAT LON OME RHO SPA TLR</th> <th colspan="2">ATH RHO SPA TLR</th> <th>RHO</th> </tr> </thead> <tbody> <tr> <td>L</td> <td>R, M T</td> <td>J</td> <td>B BDC</td> <td>G</td> <td>H</td> <td>L-SAR J-SAR</td> <td>L-CO6 J-CO6</td> <td>J-CO7</td> </tr> <tr> <td>-64</td> <td>38</td> <td>-35</td> <td>N/C</td> <td>84</td> <td>44</td> <td colspan="3">N/C</td> </tr> </tbody> </table>							ATH BRW BRK LAT LON OME RHO SPA TLR					ATH RHO SPA TLR		RHO	L	R, M T	J	B BDC	G	H	L-SAR J-SAR	L-CO6 J-CO6	J-CO7	-64	38	-35	N/C	84	44	N/C		
ATH BRW BRK LAT LON OME RHO SPA TLR												ATH RHO SPA TLR		RHO																							
L	R, M T	J	B BDC	G								H	L-SAR J-SAR	L-CO6 J-CO6	J-CO7																						
-64	38	-35	N/C	84								44	N/C																								
ALX/ALXV44	Privacy, hospital																																				
ALX170	Single dummy	135	141	151																																	
ALX172	Single dummy	195	207	225																																	
Keyed, Single Cylinder (P/P6/Z core options are the baseline for cylinder adjustments)																																					
ALX/ALXV50	Entrance/Office	291	303	321	-64	38	-35	N/C	84	44	N/C																										
ALX/ALXV53	Entrance																																				
ALX/ALXV70	Classroom																																				
ALX/ALXV80	Storeroom																																				
Secondary Cylinder Adjustments	EVEREST AND RESTRICTED KEYWAY - DOES NOT APPLY TO PRIMUS																																				
	Everest D & T Family & Restricted Keyways (QUAD, NUMBERED, REVERSE)					17.50	Not Available																														
	SL Cylinder with Everest B or Everest R keyways					17.50	Not Available																														
	PRIMUS/PRIMUS XP - ORDER THE LOCK LESS CYLINDER AND THE CYLINDER SEPERATELY (PRICES BELOW)																																				
	Single KIL Example: 1 EA. AL53LD & 1 EA. 20-728(-XP)					141	Not Available																														
Single FSIC Example: 1 EA. AL53LD & 1 EA. 20-740(-XP)					152	Not Available																															
Note: Underlined options have extended lead times. See lead time report for details.																																					

ALX-6

D-Series

ND-Series

Cylindrical Kit Ordering Details:

Chassis Kits:

Order Elements		Specifiable Elements			Support Components	
LINE ITEM	QTY (1/Item)	Series	Kit Code	Finish	Rose	Strike
1	#	ALX	CK	1	Rhodes (03-042)	ANSI (47267038)

Options!:
605
606
612
613
619
622
625
626
643e

Examples:

Order Elements	Specifiable Elements
1 10	ALX CK 626
2 25	ALX CK 622

Function Kits:

Order Elements		Specifiable Elements				
LINE ITEM	QTY (5/Item)	Series	Kit Code	Function	Finish	Backset
1	#	ALX	FK	1	2	3

Options: 10, 40, 44, 50, 53, 70, 80, LS
Options!: 605, 606, 612, 613, 619, 622, 625, 626, 643e
Options': 234 (47267038 or 47267042), 238 (47267048 or 47267052)

Examples:

Order Elements	Specifiable Elements
1 10	ALX FK 40 622 238
2 25	ALX FK 53 626 234

Lever Kits:

Order Elements		Specifiable Elements				
LINE ITEM	QTY (5/Item)	Series	Kit Code	Core (Options limit lever style)	Finish	Lever Style
1	#	SCH	LP	1	2	3

Options: CL (closed), BT (button), KIL (Open/KIL), FSIC, L SAR, J SAR, L CO6, J CO6, J CO7
Options!: 605, 606, 612, 613, 619, 622, 625, 626, 643e
Options': ATH, BRK, BRW, LAT, LON, RHO, SAT, SPA, TLR

Examples:

Order Elements	Specifiable Elements
1 10	SCH LP KIL 626 SAT
2 25	SCH LP BT 626 SAT

1) If desired feature isn't shown in the available options, it needs to be ordered via a fully configured lock or as a part
2) Confirm available lever core / style options on the Trim page

Building Locks with Kits:

Desired Lock:
ALX40 with Saturn levers, 622 finish, and a 2-3/8" backset

Step	Kit Description	Series/Part	Kit	Funct./Core	Finish	Backset/Lever Style
1	Chassis Kit	ALX	CK		622	
2	Function Kit	ALX	FK	40	622	238
3	Lever Pack - Outside Lever Pack - Inside	SCH	LP	KIL BT	622	SAT

Desired Lock:
ALX80 with FSIC core, Athens levers, 626 finish, and a 2-3/4" backset

Step	Kit Description	Series/Part	Kit	Funct./Core	Finish	Backset/Lever Style
1	Chassis Kit	ALX	CK		626	
2	Function Kit	ALX	FK	80	626	234
3	Lever Pack - Outside Lever Pack - Inside	SCH	LP	BT FSIC	626	ATH
4	Cylinder + Tailpiece	23-030 + N523-127			626	

Desired Lock:
ALXV50 with KIL core, Latitude levers, 613 finish, and a 2-3/4" backset

Step	Kit Description	Series/Part	Kit	Funct./Core	Finish	Backset/Lever Style
1	Chassis Kit	ALX	CK		613	
2	Chassis Modification - Vandlgard	ALX	FK	80	626	234
3	Function Kit	ALX	FK	50	613	234
4	Lever Pack - Outside Lever Pack - Inside	SCH	LP	BT KIL	613	LAT
5	Cylinder + Tailpiece	21-020			613	

Kit Pricing Analysis:

Lock Description	Locks	=	Chassis Kit	Funct. Kit	Core + Tailpiece	Outside Lever (Qty 1 of 5)	Inside Lever (Qty 1 of 5)
ALX40 SAT 622	\$224	=	\$136	\$62		\$13	\$13
ALX80 R ATH 626	\$329	=	\$124	\$57	\$73 + \$3	\$49	\$23
ALXV50 P LAT 613	\$321	=	\$154	\$57	\$64	\$23	\$23

Kit Details:

Chassis Kit



- Specifying finish for:
 - (2) Rhodes Roses
 - ANSI Strike
- ANSI strike comes with pre-installed screws

Function Kits



- All function kits include latches
 - 2 3/4" backset latches use 1 1/8" x 2 1/4" faceplate
 - 2 3/8" backset latches use 1" x 2 1/4" faceplate
- All latches have:
 - Sleeves to support 1" latch bore
 - Pre-installed screws
- Locksmith (LS) 5 functions mix pack available

Lever Packs



- Needs function and cylinder format to understand outside and inside lever combinations

CYLINDRICAL

A-Series

AL-Series

ALX-8

D-Series

ND-Series

STEP 1 - Specify chassis kit finish

Chassis Kit EX: ALX CK 613	Kit Description (Shipped 1 per box)	Finishes			
		626	605 606 612 619 622 625 643e	613	
ALX CK XXX	Grade 2 capable chassis kit with Rhodes roses and ANSI strike- specify finish	\$124	\$136	\$154	

STEP 2 - Specify function, finish, and backset

Function Kit EX: ALX FK 40 613 238	Kit Description (Shipped 5 per box)	Finishes			
		626	605 606 612 619 622 625 643e	613	

Keyless - A single function in packs of 5

ALX FK 10 XXX 234	Passage function kits with 2-3/4" backset latch - specify finish	\$180	310
ALX FK 10 XXX 238	Passage function kits with 2-3/8" backset latch - specify finish		
ALX FK 40 XXX 234	Privacy function kits with 2-3/4" backset latch - specify finish	310	310
ALX FK 40 XXX 238	Privacy function kits with 2-3/8" backset latch - specify finish		
ALX FK 44 XXX 234	Hospital Privacy function kits with 2-3/4" backset latch - specify finish	310	310
ALX FK 44 XXX 238	Hospital Privacy function kits with 2-3/8" backset latch - specify finish		

Keyed - A single function in packs of 5

ALX FK 50 XXX 234	Entrance/Office function kits with 2-3/4" backset latch - specify finish	285	285
ALX FK 50 XXX 238	Entrance/Office function kits with 2-3/8" backset latch - specify finish		
ALX FK 53 XXX 234	Entrance function kits with 2-3/4" backset latch - specify finish	285	285
ALX FK 53 XXX 238	Entrance function kits with 2-3/8" backset latch - specify finish		
ALX FK 70 XXX 234	Classroom function kits with 2-3/4" backset latch - specify finish	285	285
ALX FK 70 XXX 238	Classroom function kits with 2-3/8" backset latch - specify finish		
ALX FK 80 XXX 234	Storeroom function kits with 2-3/4" backset latch - specify finish	285	285
ALX FK 80 XXX 238	Storeroom function kits with 2-3/8" backset latch - specify finish		

Locksmith Mix Pack - 5 individual functions

ALX FK LS XXX 234	One each of a 10/40/50/53/80 function kits with 2-3/4" backset latch - specify finish	\$269	\$269
ALX FK LS XXX 238	One each of a 10/40/50/53/80 function kits with 2-3/8" backset latch - specify finish		

STEP 3 - Specify lever pack core, finish, and style (Core Types defined by function and cylinder needs)

Lever Packs EX: SCH LP SFIC 613 LAT	Lever Pack Options		Finishes			
	Cores	Styles	626	605 606 612 619 622 625 643e	613	
SCH LP CORE XXX STYLE	CL (Closed), BT (Button), KIL	SAT		\$65		
SCH LP CORE XXX STYLE	CL (Closed), BT (Button), KIL	ATH BRW BRK LAT LON RHO SPA TLR		115		
SCH LP CORE XXX STYLE	FSIC	ATH BRW BRK LAT LON RHO SPA TLR		245		
SCH LP CORE XXX STYLE	SFIC	ATH BRW BRK LAT LON RHO SPA TLR		375		
SCH LP CORE XXX STYLE	L-SAR, L-CO6, J-SAR, J-CO6	ATH RHO SPA TLR				
SCH LP CORE XXX STYLE	J-CO7	RHO				

STEP 4 - Select cylinder kit or bulkpack option (if necessary)

(Individual cylinders are listed in the Cylinders table)

Cylinder Kits (Specify finish when ordering)	Kit Description (See description for qty)	Finishes			
		626	605 606 612 619 622 625 643e	613	
40-100	Everest, Everest 29, Classic - 1 Preassembled 0-bitted KIL cylinder, 4 Tailpieces, 4 Keyblanks		\$64		
40-700 / XP	Primus / XP - 1 Preassembled 0-bitted KIL cylinder, 4 Tailpieces		142		
40-500 / XP	Primus / XP - UL437 - 1 Preassembled 0-bitted KIL cylinder, 4 Tailpieces		174		
09-409	Classic - Bulk Pack - components needed for 10 KIL cylinders	Open	503		
		Restricted	678		
09-751	Everest, Everest 29 - Bulk Pack - components needed for 10 KIL cylinders	Open	503		
		Restricted	678		
09-764	Primus/ XP - Everest / 29 - Bulk Pack - components needed for 10 KIL cylinders		995		
09-833	Primus/ XP - Classic - Bulk Pack - components needed for 10 KIL cylinders		995		
09-411	Classic - Bulk Pack - components needed for 10 FSIC cylinders	Open	608		
09-753	Everest, Everest 29 - Bulk Pack - components needed for 10 FSIC cylinders	Open	608		
09-766	Primus/ XP - Everest / 29 - Bulk Pack - components needed for 10 FSIC cylinders		1040		
09-836	Primus/ XP - Classic - Bulk Pack - components needed for 10 FSIC cylinders		1040		
09-416	Classic, Everest, 29, Primus - Bulk Pack - 10 ND/ALX A700-031 Tailpiece		13.40		

Chassis Components					
Conf. Lock Specification	Sold Separate Part Number	Assemblies and related functions		Conf. Lock Adjustment	Sold Separate
N/A	47267022 ²	Chassis Assembly - universal	10, 40, 44, 50, 53, 70, 80	N/A	\$165.00
	47268754	Chassis Assembly - exterior 170	170		\$50.00
	47268755	Chassis Assembly - exterior 172	172		\$50.00
	47268756	Chassis Assembly - interior 172	172		\$50.00
	47267025	Inside Spring Cage Assembly	10, 40, 44, 50, 53, 70, 80		\$105.00
	47267029 ¹	Exterior Coin Turn	40		\$65.00
	47267028 ¹	Exterior Emergency Turn	44		\$120.00
	47267030 ¹	Interior Push Button	40, 44, 50		\$18.00
	47267031 ¹	Interior Push/Turn Button	53		\$20.00
	47272158	Keycam Timing Tool	70		\$5.00
	47266454 ¹	Plunger - Storeroom	80		\$15.00
¹	When ordering sold separate parts specify part number and the finish				
²	Not compatible with AL latches				

Cylinders					
Conf. Lock Specification	Sold Separate Part Number	Supported functions & included tailpieces		Conf. Lock Adjustment	Sold Separate
P, P6	21-020	50, 53, 80	A700-031	N/A	\$64
	23-195	70	47270197		
Z	91-018	50, 53, 80	N523-022	N/A	\$73 (open)
	91-118	70	47270197		
R	23-030	50, 53, 70, 80	N/A	+ 38.00	\$84
M	91-161	50, 53, 70, 80			
T	23-030-ICX	50, 53, 70, 80			
G	80-037	50, 53, 70, 80	N/A	+ 84.00	\$84
H	80-035	50, 53, 70, 80			
¹	When ordering sold separate parts specify part number and the finish				

Tailpieces					
Conf. Lock Specification	Sold Separate Part Number	Cylinder format and related functions		Conf. Lock Adjustment	Sold Separate
P, P6	A700-031	Schlage KIL	50, 53, 80	N/A	\$1.90
	47270197		70		
L, Z	N523-022	Schlage KIL High Security	50, 53, 80		\$3.00
	47270197		70		
R, M, T	N523-127	Schlage FSIC	50, 53, 80		\$12.00
	47269168		70		
G, H	N523-091	Schlage SFIC	50, 53, 80		\$15.00
	47269620		70		
L SAR	09-060	Sargent KIL	50, 53, 80		\$1.60
J SAR	09-063	Sargent FSIC	50, 53, 80		
L CO6	10-140	Corbin Russwin KIL	50, 53, 80		\$13.00
J CO6	09-062	Corbin Russwin FSIC 6 PIN	50, 53, 80		
J CO7	10-141	Corbin Russwin FSIC 7 PIN	50, 53, 80		
N/A	09-774	SFIC driver and spacer	50, 53, 80		
	D500-000	SFIC 6 pin body spacer	50, 53, 80		
	XN12-292	Sargent XC SFIC	50, 53, 80		

CYLINDRICAL

Latches				
Conf. Lock Specification	Sold Separate Part Number	Backset/Function - Faceplate Description (Latches will accommodate 1" or 7/8" door prep. diameters unless otherwise stated)	Conf. Lock Adjustment	Sold Separate
Spring Latch³				
47267038	47273614	2 3/4" Restoring - 1 1/8" x 2 1/4" Square corner	N/C	\$58.00
47267039	47273615	2 3/4" Restoring - 1" x 2 1/4" Square corner		
47267041	47273616	2 3/4" Restoring - 1" x 2 1/4" Round corner		
47267046	47273620	2 3/8" Restoring - 1 1/8" x 2 1/4" Square corner		
47267048	47273621	2 3/8" Restoring - 1" x 2 1/4" Square corner		
47267050	47273622	2 3/8" Restoring - 1" x 2 1/4" Round corner		
47272024	47272024	2 3/4" Restoring (1" Hsg Dia only) - 1 1/8" x 2 1/4" Square corner (based on 13-248)	+ 31.70	\$90.10
14-010	14-010	3 3/4" Non-Restoring (1" Hsg Dia only) - 1 1/8" x 2 1/4" Square corner	+ 49.60	\$108.00

A-Series

Deadlatch³				
47267042	47273617	2 3/4" Non-Restoring - 1 1/8" x 2 1/4" Square corner	N/C	\$58.00
47267043	47273618	2 3/4" Non-Restoring - 1" x 2 1/4" Square corner		
47267045	47273619	2 3/4" Non-Restoring - 1" x 2 1/4" Round corner		
47267051	47273623	2 3/8" Non-Restoring - 1 1/8" x 2 1/4" Square corner		
47267052	47273624	2 3/8" Non-Restoring - 1" x 2 1/4" Square corner		
47267054	47273625	2 3/8" Non-Restoring - 1" x 2 1/4" Round corner		
13-247	13-247	2 3/4" Non-Restoring (1" Hsg Dia only) - 1 1/8" x 2 1/4" Square corner	+ 31.70	\$90.10
14-028	14-028	3 3/4" Non-Restoring (1" Hsg Dia only) - 1 1/8" x 2 1/4" Square corner	+ 49.60	\$108.00
14-042	14-042	"2 3/4" Non-Restoring Antifriction Fire Latch (1" Hsg Dia only) - 1 1/8" x 2 1/4" Square corner"	+ 289.60	\$358.00

AL-Series

Miscellaneous Options				
43-005	43-005	5" - Backset extension link - requires reinforcement when used in hollow metal door applications; backset link must be used with 2 3/4" backset latches	+ 33.10	+ 33.10
LLL		Less Latch	- 58.00	
N/A	37-001	Steel door reinforcer kit - after specifying door thickness, kit will include A501-567 and A501-565 or A501-566	N/A	\$39.30
N/A	A501-565	1 3/8" thick hollow steel door reinforcer. Fits both 7/8" and 1" diameter housings.	N/A	\$19.80
N/A	A501-566	1 3/4" thick hollow steel door reinforcer. Fits both 7/8" and 1" diameter housings.	N/A	
N/A	A501-567	3 1/2" hollow steel door latch reinforcement sleeve for use with 41-005.	N/A	\$12.30
N/A	24483760	1 3/4" thick hollow steel/aluminum door reinforcer. Fits 1" diameter housings.	N/A	\$5.40
N/A	39-030	Rabbeted latch and strike kit	N/A	\$58.10
N/A	47269199 ³	Blank latch plate kit	N/A	\$32.00

ALX-10

Note	Highlighted part numbers are standard options for fully assembled locks, 626AM not available for latch faceplates			
1	Latches come with pre-installed screws in lock assemblies except in cases where the sold separate part number is listed. Sold separate part numbers come with separate fasteners.			
2	Latches are not compatible with AL chassis			
3	When ordering sold separate parts specify part number and the finish			

D-Series

Strikes				
Conf. Lock Specification	Sold Separate Part Number	Lip Length - Description	Conf. Lock Adjustment	Sold Separate
10-013	10-013 118	1 1/8" - Square corner T-strike, dust box, 1 1/8" x 2 3/4"	N/C	\$15.20
10-013 112	10-013 112	1 1/2" - Square corner T-strike, dust box, 1 1/8" x 2 3/4"		
10-016	10-016	1 1/8" - Square corner T-strike with deep dust box for 3/4" fire latch, 1 1/8" x 2 3/4"		
47267101	10-025 1316	1 3/16" - ANSI, no box, 1 1/4" x 4 7/8"		
10-025 138	10-025 138	1 3/8" - ANSI, no box, 1 1/4" x 4 7/8"	+ 28.50	\$43.70
10-025 112	10-025 112	1 1/2" - ANSI, no box, 1 1/4" x 4 7/8"		
LLL	N/A	Less Strike	- 15.20	
K510-066	K510-066	Box for ANSI strike, must be specified	N/C	\$6.80

ND-Series

Notes	Highlighted part numbers are standard options for fully assembled locks, 626AM not available for strikes.			
1	Strikes come with pre-installed screws in lock assemblies except in cases where the sold separate part number is listed. Sold separate part numbers come with separate fasteners.			
2	All sold separate strikes need a finish call out.			

CYLINDRICAL

A-Series

AL-Series

ALX-11

D-Series

ND-Series

Levers - Schlage Options							
Conf. Lock Specification	Sold Separate Part Number	Lever Type & Style		Conf. Lock Adjustment	Sold Separate		
SAT	47260493	CLOSED - CL	SATURN	N/C	\$126.00		
ATH	03-230 ATH		ATHENS	+ 20.00	\$136.00		
RHO	03-230 RHO		RHODES				
SPA	03-230 SPA		SPARTA				
OME	03-230 OME		OMEGA				
TLR	03-230 TLR		TUBULAR				
BRW	47258043		BROADWAY				
BRK	47258044		BOARDWALK				
LAT	47258045		LATITUDE				
LON	47258046		LONGITUDE				
8AT	03-230 8AT		ATHENS - TACTILE			+ 46.00	\$182.00
8RO	03-230 8RO		RHODES - TACTILE				
8SP	03-230 8SP		SPARTA - TACTILE				
8TR	03-230 8TR		TUBULAR - TACTILE				
8BY	47260541		BROADWAY - TACTILE				
8BK	47260542		BOARDWALK - TACTILE				
8LT	47260543	LATITUDE - TACTILE	+ 20.00	\$136.00			
8LN	47260544	LONGITUDE - TACTILE					
SAT	47260501	SATURN					
ATH	03-233 ATH	ATHENS					
RHO	03-233 RHO	RHODES					
SPA	03-233 SPA	SPARTA					
OME	03-233 OME	OMEGA					
TLR	03-233 TLR	TUBULAR					
BRW	47258055	BROADWAY					
BRK	47258056	BOARDWALK					
LAT	47258057	LATITUDE	+ 46.00	\$182.00			
LON	47258058	LONGITUDE					
8AT	03-233 8AT	ATHENS - TACTILE					
8RO	03-233 8RO	RHODES - TACTILE					
8SP	03-233 8SP	SPARTA - TACTILE					
8TR	03-233 8TR	TUBULAR - TACTILE					
8BY	47260553	BROADWAY - TACTILE	+ 20.00	\$136.00			
8BK	47260554	BOARDWALK - TACTILE					
8LT	47260555	LATITUDE - TACTILE					
8LN	47260556	LONGITUDE - TACTILE					
SAT	47262743	SATURN					
ATH	03-231 ATH	ATHENS					
RHO	03-231 RHO	RHODES					
SPA	03-231 SPA	SPARTA					
OME	03-231 OME	OMEGA					
TLR	03-231 TLR	TUBULAR	+ 46.00	\$182.00			
BRW	47258047	BROADWAY					
BRK	47258048	BOARDWALK					
LAT	47258049	LATITUDE					
LON	47258050	LONGITUDE					
8AT	03-231 8AT	ATHENS - TACTILE					
8RO	03-231 8RO	RHODES - TACTILE	+ 20.00	\$136.00			
8SP	03-231 8SP	SPARTA - TACTILE					
8TR	03-231 8TR	TUBULAR - TACTILE					
8BY	47260545	BROADWAY - TACTILE					
8BK	47260546	BOARDWALK - TACTILE					
8LT	47260547	LATITUDE - TACTILE					
8LN	47260548	LONGITUDE - TACTILE					
LLL	N/A	Less Lever (per lever)			See Lever Packs	-13.00	
1	When ordering sold separate levers specify part number and the finish						

CYLINDRICAL

A-Series

AL-Series

ALX-12

D-Series

ND-Series

Levers - Schlage Options								
Conf. Lock Specification	Sold Separate Part Number	Lever Type & Style		Conf. Lock Adjustment	Sold Separate			
ATH	03-232 ATH	FSIC - R, J, T, M	ATHENS	+ 20.00	\$136.00			
RHO	03-232 RHO		RHODES					
SPA	03-232 SPA		SPARTA					
OME	03-232 OME		OMEGA					
TLR	03-232 TLR		TUBULAR					
BRW	47258051		BROADWAY					
BRK	47258052		BOARDWALK					
LAT	47258053		LATITUDE					
LON	47258054		LONGITUDE					
8AT	03-232 8AT		FSIC - R, J, T, M			ATHENS - TACTILE	+ 46.00	\$182.00
8RO	03-232 8RO	RHODES - TACTILE						
8SP	03-232 8SP	SPARTA - TACTILE						
8TR	03-232 8TR	TUBULAR - TACTILE						
8BY	47260549	BROADWAY - TACTILE						
8BK	47260550	BOARDWALK - TACTILE						
8LT	47260551	LATITUDE - TACTILE						
8LN	47260552	LONGITUDE - TACTILE						
ATH	03-200 ATH	SFIC - BDC, B, G, H		ATHENS	+ 20.00	\$136.00		
RHO	03-200 RHO			RHODES				
SPA	03-200 SPA		SPARTA					
OME	03-200 OME		OMEGA					
TLR	03-200 TLR		TUBULAR					
BRW	47258039		BROADWAY					
BRK	47258040		BOARDWALK					
LAT	47258041		LATITUDE					
LON	47258042		LONGITUDE					
8AT	03-200 8AT		SFIC - BDC, B, G, H	ATHENS - TACTILE			+ 46.00	\$182.00
8RO	03-200 8RO	RHODES - TACTILE						
8SP	03-200 8SP	SPARTA - TACTILE						
8TR	03-200 8TR	TUBULAR - TACTILE						
8BY	47260537	BROADWAY - TACTILE						
8BK	47260538	BOARDWALK - TACTILE						
8LT	47260539	LATITUDE - TACTILE						
8LN	47260540	LONGITUDE - TACTILE						
1	When ordering sold separate levers specify part number and the finish							

Roses					
Conf. Lock Specification	Sold Separate Part Number	Lever Type & Style		Conf. Lock Adjustment	Sold Separate
N/A	03-042 RHO	RHODES - SAT, ATH, RHO, SPA, TLR, BRW, BRK, LAT, LON		N/C	\$104.00
	03-042 OME	OMEGA - OME			
LLL	N/A	Less Rose (per rose)		- 15.00	
1	When ordering sold separate roses specify part number and the finish				

Levers - Competitor Options					
Conf. Lock Specification	Sold Separate Part Number	Lever Type & Style		Conf. Lock Adjustment	Sold Separate
ATH	03-244 ATH	SARGENT KIL - L SAR	ATHENS	N/C	\$252.00
RHO	03-244 RHO		RHODES		
SPA	03-244 SPA		SPARTA		
TLR	03-244 TLR		TUBULAR		
8AT	03-244 8AT		ATHENS - TACTILE	+ 46.00	\$298.00
8RO	03-244 8RO		RHODES - TACTILE		
8SP	03-244 8SP		SPARTA - TACTILE		
8TR	03-244 8TR		TUBULAR - TACTILE		
ATH	03-277 ATH	SARGENT FSIC 6 PIN - J SAR	ATHENS	N/C	\$252.00
RHO	03-277 RHO		RHODES		
SPA	03-277 SPA		SPARTA		
TLR	03-277 TLR		TUBULAR		
8AT	03-277 8AT		ATHENS - TACTILE	+ 46.00	\$298.00
8RO	03-277 8RO		RHODES - TACTILE		
8SP	03-277 8SP		SPARTA - TACTILE		
8TR	03-277 8TR		TUBULAR - TACTILE		
ATH	03-234 ATH	C-R KIL - L CO6	ATHENS	N/C	\$252.00
RHO	03-234 RHO		RHODES		
SPA	03-234 SPA		SPARTA		
TLR	03-234 TLR		TUBULAR		
8AT	03-234 8AT		ATHENS - TACTILE	+ 46.00	\$298.00
8RO	03-234 8RO		RHODES - TACTILE		
8SP	03-234 8SP		SPARTA - TACTILE		
8TR	03-234 8TR		TUBULAR - TACTILE		
ATH	03-266 ATH	C-R FSIC 6 PIN - J CO6	ATHENS	N/C	\$252.00
RHO	03-266 RHO		RHODES		
SPA	03-266 SPA		SPARTA		
TLR	03-266 TLR		TUBULAR		
8AT	03-266 8AT		ATHENS - TACTILE	+ 46.00	\$298.00
8RO	03-266 8RO		RHODES - TACTILE		
8SP	03-266 8SP		SPARTA - TACTILE		
8TR	03-266 8TR		TUBULAR - TACTILE		
RHO	03-235 RHO	C-R FSIC 7 PIN - J CO7	RHODES	N/C	\$252.00
8RO	03-235 8RO		RHODES - TACTILE	+ 46.00	\$298.00

1 When ordering sold separate levers specify part number and the finish

Fasteners					
Conf. Lock Specification	Sold Separate Part Number	Fastener application and details		Conf. Lock Adjustment	Sold Separate
N/A	47262735	ALX170 through bolt assy	626 only	N/A	\$15.00
	47262999 ¹	ALX170 mounting surface	PFH Combo - 12-24 x 1.5"		\$1.00
	C603-256 ^{1,2}	ANSI strike	PFH Combo - 12-24 x 1"		\$1.00
	C603-897 ^{1,2}	Latch and strike	PFH Combo - 8-32 UNF-2A		\$0.90
	47266670 ¹	Spring-chassis through bolts ND172 through bolts	PFH Machine - 10-32 UNF-2A w/ thread patch		\$2.00
	47266669 ¹	Chassis to outside springcage Plate to inside springcage	6-32 tri-point Philips Shoulder Screw		\$0.75
TORX	C203-311	Torx - Latch and strike	(4) C503-766 (T-15)	\$21.30	\$21.30
	C203-312	Torx - Latch and ANSI strike	(2) C503-766 (T-15) (2) L583-371 (T-20)		

1 Pricing show for quantity needed for one fastener. Sold in quantities of 50.

2 When ordering sold separate parts specify part number and the finish

CYLINDRICAL

A-Series

AL-Series

ALX-13

D-Series

ND-Series

CYLINDRICAL

A-Series

AL-Series

ALX-14

D-Series

ND-Series