

ROCKWOOD®
ASSA ABLOY

Experience a safer
and more open world

ROCKWOOD PRICE BOOK – ACCESSORIES

USA & CANADA PRICES EFFECTIVE AUGUST 15, 2022

Table of Contents	Page #
Architectural Finishes	32
Angle Plates	28
Auxiliary Hardware	26
Card Holder	24
Coordinators	26
Corner Guards	20
Covers	27
Custom Strikes	28
Decals	24
Door Edges	20-21
Door Guards	24
Door Knockers & Viewers	24
Door Plates - Kick Plates/Armor Plates	29-31
Door Pulls	15-19
Door Silencers	24
Door Stops	22-23
Fasteners - Spare Parts	37-40
Filler Plates & Shims	28
Flush Bolts	26
Flush Bolts - Manual	23
Flush Pulls	14
Gate Latch	23
Gravity Door Coordinators	23
General Information	7
Hands Free Pulls	18
Latch Protectors	21
Mounting Details	33-36
Mounting Kits	41
Numeric Index	3-6
Overhead Holders & Stops	27
Pivots	28
Privacy Door Latch	24
Pull Plate Sets	13
Pull Plates	19-20
Push and Pull Bars	8
Push Plate Ordering Information	11
Push Plates	12-14
Roller Latches	23
Series 47 Push Bars	9
Series 47 Tubular Push & Pull Bars	10
Signs	25
Surface Bolts	23-24
Trim Protector Bars	28
Vandal Resistant Trim & Vandal Resistant Pulls	19
Wall Guard	24

ROCKWOOD®
ASSA ABLOY

Experience a safer
and more open world

USA & Canada Prices Effective August 15, 2022
Check the websites for the most updated product information.

USA: 800 458 2424 • www.rockwoodmfg.com | Canada: 800 461 3007 • www.assaabloydss.ca
Copyright © 2021-2022, ASSA ABLOY Accessories and Door Controls Group, Inc. All rights reserved. Reproduction in whole or in part without the express written permission of ASSA ABLOY Accessories and Door Controls Group, Inc. is prohibited.

No.	Description	Page	No.	Description	Page
10-PB	Push Bar.....	8	96	Flush Pull.....	14
10BO	Bracket for #10.....	8	102-RKW	Straight Door Pull.....	15
11-PB – 18-PB	Push Bars.....	8	102 x 70	Pull Plates.....	19
19-PB	Push Bar.....	8	105	Straight Door Pull.....	15
20-PB – 23-PB	Pull Bars.....	8	105 x 70	Pull Plates.....	19
25-PB – 26-PB	Push Bars.....	8	106-RKW	Straight Door Pull.....	15
27-PB – 30-PB	Push Pull Bar Sets.....	8	106 x 70	Pull Plates.....	19
31-PB – 32-PB	Pull Bars.....	8	107	Straight Door Pull.....	15
33-PB – 34-PB	Push Bars.....	8	107 x 70	Pull Plates.....	19
35-PB – 36-PB	Push Pull Bar Sets.....	8	107 x 73B/73BL	Pull Plate Set.....	13
40-PB – 42-PB	Screen Door Guards.....	8	108 – 110-RKW	Straight Door Pull.....	15
43-PB – 45-PB	Push Bars.....	8	110 x 70	Pull Plates.....	19
47-PB, -2-PB, -3-PB	Series 47 Push Bars.....	9	110 x 73C/73CL	Pull Plate Set.....	13
48-PB	Series 47 Push Bar.....	9	110-6SP	Security Door Pull.....	15
49-PB	Push Bar.....	10	111, 111A	Straight Door Pull.....	15
50-PB	Pull Bar.....	8	111 x 70	Pull Plates.....	19
51-PB	Push Bar.....	8	111 x 73C/73CL	Pull Plate Set.....	13
51BO	Bracket for #50.....	8	112	Straight Door Pull.....	15
52-PB	Push Pull Bar Set.....	8	118	Straight Door Pull.....	15
53-PB	Push Pull Bar Set.....	8	120 – 122-RKW	Door Pulls.....	16
70 Series	Push Plates - .050" Thick.....	12	122 x 70	Pull Plates.....	19
71 Series	Push Plates - .062" Thick.....	12	123	Door Pull.....	16
73 Series	Push Plates - .125" Thick.....	13	123 x 70	Pull Plates.....	19
75 Series	Push Plates - .125" Thick.....	13	125-RKW	Door Pull.....	16
76 Series	Decorative Push Plates - .050" Thick.....	13	125 x 70	Pull Plates.....	19
77 Series	Decorative Push Plates - .050" Thick.....	13	126-RKW	Door Pull.....	16
80 – 86	Push Plates - .050" Thick.....	14	126 x 70	Pull Plates.....	19
87	Push Plate - .125" Thick.....	14	130-RKW – 132-RKW	Cast Door Pulls.....	16
90, 90B	Cylinder Pulls.....	14	132 x 70	Pull Plates.....	19
91-RKW – 93-RKW	Combination Push Pull Plates.....	14	134-RKW – 137	Cast Door Pulls.....	16
94, 94BTB	Flush Pulls.....	14	137 x 70	Pull Plates.....	19
94C	Flush Pull.....	14	138 – 139	Cast Door Pulls.....	16
94DLL, 94DLS	Dead Lock Flush Pulls.....	14	147, 147L	Cast Door Pulls.....	16
94L, 94P	Flush Pulls.....	14	147 x 76, 77	Decorative Pull Plates.....	20
94P x 94L	Flush Pull Set.....	14	148	Cast Door Pull.....	16
95A, 95B	Flush Pulls.....	14	148 x 76, 77	Decorative Pull Plates.....	20
95R	Flush Pull - Round.....	14	149	Cast Door Pull.....	16

USA & Canada Prices Effective August 15, 2022

Check the websites for the most updated product information.

USA: 800 458 2424 • www.rockwoodmfg.com | Canada: 800 461 3007 • www.assaabloydss.ca

Copyright © 2021-2022, ASSA ABLOY Accessories and Door Controls Group, Inc. All rights reserved. Reproduction in whole or in part without the express written permission of ASSA ABLOY Accessories and Door Controls Group, Inc. is prohibited.

ROCKWOOD®

ASSA ABLOY

Experience a safer
and more open world

No.	Description	Page	No.	Description	Page
176-RKW	Offset Door Pull.....	18	490	Door Holder & Stop	23
185	Offset Door Pull.....	18	491-RKW – 494S	Automatic Door Holders & Stops	23
190-RKW	Straight Door Pull.....	10	495	Concealed Magnetic Door Stop	23
193	Hospital Door Pull.....	18	505-RKW – 508	Cast Brass Door Stops	23
208	Wooden Door Pull.....	18	517	Aluminum Door Stop.....	23
215, 215L	Tapered Door Pulls.....	18	518 – 519	Cast Brass Door Stops	23
290 – 296	Corner Guards.....	20	520	Replacement Bumper.....	23
300 – 302B	Mortise Door Edges	20	525 – 526	Spring Base Door Stops	23
304 – 307	Non-Mortise Door Edges.....	21	528	Hinge Pin Stop.....	23
308 – 310B-BS	Overlapping Door Edges.....	21	550 Series	Lever Ext. Flush Bolt, Guide & Strike	23
320-RKW – 330	Latch Protectors	21	554 Series	Rabbit Piece, Guide & Strike	23
400 – 405	Solid Cast Wall Stops.....	22	555 Series	Lever Ext. Flush Bolt, Bolt Head, Guide & Strike.....	23
406 – 409	Wrought Wall Stops	22	555ROD	Optional Bolt Lengths	23
412 – 416	Solid Cast Wall Stops.....	22	555 x BFB	Flush Bolt w/Bottom Fire Bolt	23
426	Wall Stop	22	556WS	Lever Ext. Wind Storm Flush Bolt.....	23
430-RKW	Solid Cast Wall Stop	22	557 Series	Lever Ext. Flush Bolt & Strike.....	23
431-RKW, 432W	Wall Stops	22	570	Dust Proof Strike.....	23
440 – 441	Low Dome Stops	22	576, 576B	Gravity Door Coordinator.....	23
441CU	Dome Stop Combination Unit.....	22	580 Series	Surface Bolts	23
441H	Cast Universal Dome Stop.....	22	582 Series	Surface Bolts	23
442 – 443	High Dome Stops.....	22	585 Series	Heavy Duty Surface Bolts	23
444	Cast Door Stop Riser	22	590 – 594	Roller Latches.....	23
445, 445H	Heavy Duty Door Stops	22	602	Secret Gate Latch	23
446	Door Stop.....	22	603 – 604 Shim	Door Guards w/Shim.....	24
449	Door Stop Riser.....	22	605, 605SMS	Door Guard Protection Plates	24
455	Curved Roller Stop.....	22	606-RKW	Wall Guard.....	24
456-RKW, 456L	Straight Roller Stops.....	22	PDLAA	Privacy Door Latch	24
458	Kick Down Door Stop	22	608-RKW – 609	Door Silencers.....	24
459	Spring Loaded Plunger Stop.....	22	611	Door Knocker	24
460 – 461L	Kick Down Door Stops	22	614, 614V	Door Knockers	24
462 – 468-RKW	Heavy Duty Door Stops	22	619	160° Door Viewer	24
470 – 481	Door Stops.....	22	620	160° Door Viewer	24
481MP	Heavy Duty Mounting Plate.....	22	620VC	Viewer Cover for 619	24
482 – 485	Door Stops.....	22	621	160° Door Viewer	24
486	Angle Door Stop.....	22	622	190° Door Viewer	24
487	Heavy Duty Wall Stop	22	622VC	Viewer Cover for 622.....	24
488 – 489	Door Stops.....	23			



Experience a safer
and more open world

USA & Canada Prices Effective August 15, 2022
Check the websites for the most updated product information.

USA: 800 458 2424 • www.rockwoodmfg.com | Canada: 800 461 3007 • www.assaabloydss.ca
Copyright © 2021-2022, ASSA ABLOY Accessories and Door Controls Group, Inc. All rights reserved. Reproduction in whole or in part without the express written permission of ASSA ABLOY Accessories and Door Controls Group, Inc. is prohibited.

No.	Description	Page
624	160° Door Viewer w/Cover.....	24
626 – 629	190° Door Viewers w/Cover.....	24
630 Series	Surface Bolts.....	24
651	Card Holder.....	24
660, 661, 662-RKW	Decals.....	24
670 Series	Engraved Signs.....	25
674H, 674L	Engraved Signs.....	25
700 – 702	Hand Rail Brackets.....	26
790	Small Coat Hook.....	26
796	Small Double Coat Hook.....	26
802, 806	Medium Coat Hooks.....	26
841	Ball Knob.....	26
845	Utility Pull.....	26
850 – 856-RKW	Wire Pulls.....	26
860	Flush Cup Pull.....	26
870	Wrought Flush Pull.....	26
872	Cast Flush Pull.....	26
880	Cast Lever Edge Pull.....	26
885-RKW	Concealed Edge Pull.....	26
890 – 891	Pocket Door Pulls.....	26
900 – 901	Magnetic Catches.....	26
910 – 911	Adjustable Ball Catches.....	26
1100	Carry Bar.....	26
1700	Door Coordinator.....	26
2600 Series	Door Coordinators.....	26
2805	Self Latching Flush Bolt (Top Only).....	26
2840, 2842	Automatic Flush Bolt Sets.....	26
2845	Combination Flush Bolt Set.....	26
2848, 2849	Flush Bolts w/Bottom Fire Bolt.....	26
2905	Self Latching Flush Bolt (Top Only).....	26
2940, 2942	Automatic Flush Bolt Set.....	26
2945	Combination Flush Bolt Set.....	26
2948, 2949	Flush Bolts w/Bottom Fire Bolt.....	26
2960, 2962	Automatic Flush Bolts.....	26
11047, -2, -3	Straight Push Pull Bar Sets.....	9
11147, -2, -3	Straight Push Pull Bar Sets.....	9
111A47, -2, -3	Straight Push Pull Bar Sets.....	9

No.	Description	Page
11247, -2, -3	Straight Push Pull Bar Sets.....	9
11847	Straight Push Pull Bar Set.....	9
19049	Straight Single Bar Set.....	10
AP1007 – AP1141	Arm Pulls.....	18
BF97, BF97L	Barrier Free Flush Pulls.....	14
BF150 – BF159	90° Offset Door Pulls.....	17
BF156 – BF159 C17	90° Offset Door Pull Sets.....	17
BF160 – BF169	45° Offset Door Pulls.....	18
BF195	Offset Door Pull.....	10
BF257 – BF260	Heavy Duty Offset Door Pulls.....	19
BF680 Series	Engraved Signs w/Braille.....	25
BF683 – BF689	ADA Tactile Signs w/Braille.....	25
BF15647, -2, -3	Offset Push Pull Bar Sets.....	9
BF15747, -2, -3	Offset Push Pull Bar Sets.....	9
BF157A47, -2, -3	Offset Push Pull Bar Sets.....	9
BF15847, -2, -3	Offset Push Pull Bar Sets.....	9
BF15947	Offset Push Pull Bar Set.....	9
BF19549	Offset Single Bar Set.....	10
BFLG10 – BFLG16	Latch Guard Covers.....	27
BFM624, BFM625	All Gender Restroom Signs.....	25
BFM682 – BFM689	Tactile ADA Molded Plastic Signs w/Braille.....	25
BFRC12, BFRC24	Vertical Rod Covers.....	27
BP47, -2, -3	Series 47 Push Bars w/Base Plate.....	9
CP10 – CP10HD	Pivots – Standard Head.....	28
CP40 – CP40HD	Pivots – Standard Floor.....	28
CPK2840	Cover Plate Kit.....	26
CS Series	Custom Strikes.....	28
D89	Security Flush Pull.....	14
D133-RKW	Security Loop Door Pull.....	16
DF86	Door Edge Filler Plate.....	28
DFF4	Frame Hinge Filler Plates.....	28
DFF5	Frame Hinge Filler Plates.....	28
DHF4B	Door Hinge Filler Plates.....	28
DHF4S	Door Hinge Filler Plates.....	28
DHF5B	Door Hinge Filler Plates.....	28
DHF5S	Door Hinge Filler Plates.....	28

USA & Canada Prices Effective August 15, 2022

Check the websites for the most updated product information.

USA: 800 458 2424 • www.rockwoodmfg.com | Canada: 800 461 3007 • www.assaabloydss.ca

Copyright © 2021-2022, ASSA ABLOY Accessories and Door Controls Group, Inc. All rights reserved. Reproduction in whole or in part without the express written permission of ASSA ABLOY Accessories and Door Controls Group, Inc. is prohibited.

ROCKWOOD®

ASSA ABLOY

Experience a safer
and more open world

No.	Description	Page	No.	Description	Page
FB-1, -2	Filler Bars	26	PDLAA	Privacy Door Latch	24
FBF48	Flush Bolt Filler Plate	28	R101LPB	Trim Protector Bars.....	28
FBS48	Flush Bolt Strike Filler Plate	28	R102LPB	Trim Protector Bars.....	28
FC161	Door Face Filler Plate.....	28	R111LPB	Trim Protector Bars.....	28
FD160	Door Face Filler Plate.....	28	R112LPB	Trim Protector Bars.....	28
FP1230	Foot Pull.....	18	R115LPB	Trim Protector Bars.....	28
HD2230	Heavy Duty Trim Protector Bars.....	28	R116EDPH	Exit Device Protector.....	28
HD2240	Heavy Duty Trim Protector Bars.....	28	R116EDPL	Exit Device Protector.....	28
HD2250	Heavy Duty Trim Protector Bars.....	28	SD1230	Standard Duty Trim Protector Bar	28
HS42	4 Hinge Shims	28	SD1240	Standard Duty Trim Protector Bar	28
HS44	4 ½" Hinge Shims.....	28	SD1250	Standard Duty Trim Protector Bar	28
HS52	5" Hinge Shims	28	SD1260	Standard Duty Trim Protector Bar	28
HS54	5" Hinge Shims	28	SF160	Strike Filler Plate.....	28
K1038	Metal Door Plate - .038" Thick.....	30	SFASA	Strike Filler Plate.....	28
K1050, K1050F	Metal Door Plates - .050" Thick.....	30	SFB160	Strike Filler Plate.....	28
K1050-1 – K1050-8	Shaped Metal Door Plates - .050" Thick	30	SP47	Series 47 Push Bar.....	9
K1050A-1 – K1050A-8	Shaped Metal Door Plates - .050" Thick.....	30	SP1001 – SP1079	Fasteners - Spare Parts.....	37-40
K1062	Metal Door Plate - .062" Thick.....	30	T47, -2, -3	Tubular Push Bars.....	10
K1125	Metal Door Plate - .125" Thick.....	30	T110 – T118	Tubular Door Pulls	15
K2060 Series	Plastic Door Plates - .060" Thick.....	30	T110 x 70	Tubular Pull Plates	20
K2125 Series	Plastic Door Plates - .125" Thick.....	30	T111 x 70	Tubular Pull Plates	20
K3125	Laminate Plastic Door Plate - .125" Thick	30	T11047	Tubular Straight Push Pull Bar Sets	10
K4125	Clear Plastic Door Plate - .125" Thick.....	30	T11147	Tubular Straight Push Pull Bar Sets	10
KB1150 – KB1152	Angle Plates - .050" Thick.....	28	T111A47	Tubular Straight Push Pull Bar Sets	10
KIT Series	Mounting Kits for Door Pulls.....	41	T11247	Tubular Straight Push Pull Bar Sets	10
LA86	Latch Adapter Plate.....	28	T11847	Tubular Straight Push Pull Bar Set.....	10
LF161	Door Edge Filler Plate.....	28	TBF156 – TBF159	Tubular 90° Offset Door Pulls.....	17
OH100	HD Concealed Overhead Stops.....	27	TBF156 – TBF159 C17	Tubular 90° Offset Door Pull Sets.....	17
OH200	Concealed Overhead Holders & Stops	27	TBF15647	Tubular Offset Push Pull Bar Sets	10
OH900	HD Surface Overhead Stops.....	27	TBF15747	Tubular Offset Push Pull Bar Sets	10
OH1000	Surface Overhead Holders & Stops.....	27	TBF157A47	Tubular Offset Push Pull Bar Sets	10
			TBF15847	Tubular Offset Push Pull Bar Sets	10
			TBF15947	Tubular Offset Push Pull Bar Set	10
			VRP30	Vandal Resistant Pull.....	19
			VRT12 – VRT26	Vandal Resistant Trim.....	19



Experience a safer
and more open world

USA & Canada Prices Effective August 15, 2022
Check the websites for the most updated product information.

USA: 800 458 2424 • www.rockwoodmfg.com | Canada: 800 461 3007 • www.assaabloydss.ca
Copyright © 2021-2022, ASSA ABLOY Accessories and Door Controls Group, Inc. All rights reserved. Reproduction in whole
or in part without the express written permission of ASSA ABLOY Accessories and Door Controls Group, Inc. is prohibited.

Ordering Information

This price list cancels and supersedes all prior listings.

Orders are accepted with the understanding that they will be billed at prices in effect at time of shipment.

Prices are subject to change without notice.

We reserve the right to decline the whole or part of orders in which the price or quantity of goods is not acceptable to us.

Easy Order Placement

USA:

By Phone: 1-800-458-2424 Monday through Thursday 8:00 am ET to 7:30 pm ET, Friday 8:00 am ET to 4:30 pm ET

By Fax: Orders may be faxed to 1-800-922-9212

By Email: orders.rockwood@assaabloy.com

By Internet: <http://extranet.assaabloydss.com/> and select Order Entry under the Customer Service Menu

Canada:

By Phone: 1-800-461-3007 Monday through Friday 8:00 am ET to 4:30 pm ET

By Fax: Orders may be faxed to 1-800-461-8989

By Email: cavau-orders@assaabloy.com

By Internet: <http://extranet.assaabloydss.ca/> and select Order Entry under the Customer Service Menu

Terms and Conditions of Sale

Terms: 1% 15 days, net 30 days

Remit Payment To: PNC Bank/Rockwood, PO Box 644489, Pittsburgh, PA 15264-4489

For Terms & Conditions and Warranty information pertaining to product sales in Canada, please visit www.assaabloy.ca/terms

Freight Policy

Freight Allowance: All prices are F.O.B. Rockwood, Pennsylvania and/or Ventura, California. Full freight will be allowed on shipments of \$1,750 net and over within the continental limits of the United States (Alaska and Hawaii \$2,500 net and over.). All shipments are routed most cost effective route of our choice. We reserve the right to designate the carrier.

Special Order Material

Special items made to your specifications are not returnable. These items are not subject to cancellation without consideration of expense involved at the cancellation date.

Samples

Salable samples will be charged at regular prices.

Returned Goods

Return no merchandise without written permission from the factory. Authorization will insure your receiving proper credit. Errors in shipping may occasionally occur. If this is the case immediately notify the factory, and we will gladly make the proper adjustments. If the error is at the customer's end, a minimum charge of 25% plus freight will be incurred for handling. Unauthorized claims for labor or charges will not be allowed. No credit will be allowed beyond six months after invoice date.

Shortages

Claims for shortages must be made within 30 days of invoice date.

Templates

Upon request we will furnish templates for any of our standard items of manufacture. Commonly used templates are available on our website at www.rockwoodmfg.com.

Product Weight Information

NOTE: Weights indicated throughout the price list are approximate for brass, bronze or stainless steel base material. Aluminum base materials weigh approximately 1/3 the listed weights.

Engraving

Engraving may be added on many pulls and plates. Call factory for pricing.

For Terms and Conditions as well as Warranty information pertaining to product sales in Canada, please visit www.assaabloy.ca/terms

USA & Canada Prices Effective August 15, 2022

Check the websites for the most updated product information.

USA: 800 458 2424 • www.rockwoodmfg.com | Canada: 800 461 3007 • www.assaabloydss.ca

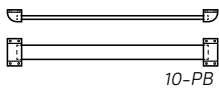
Copyright © 2021-2022, ASSA ABLOY Accessories and Door Controls Group, Inc. All rights reserved. Reproduction in whole or in part without the express written permission of ASSA ABLOY Accessories and Door Controls Group, Inc. is prohibited.

ROCKWOOD®

ASSA ABLOY

Experience a safer
and more open world

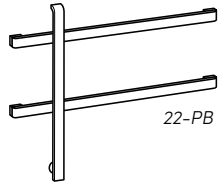
Push and Pull Bars



10-PB



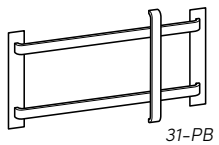
19-PB



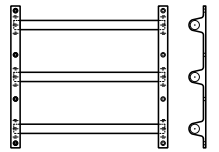
22-PB



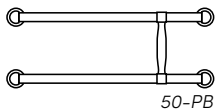
25-PB



31-PB



40-PB



50-PB

Push and Pull Bars							
Part	28/628	3/605 4/606	10/612 10B/613	10BE/BSP	26/625 26D/626	32D/630	32DMS
10-PB		553.00	553.00	629.00	534.00		
10BO		175.00	175.00	203.00	173.00		
11-PB	244.00	456.00	521.00	319.00	504.00	239.00	254.00
12-PB	244.00	456.00	521.00	319.00	504.00	239.00	254.00
14-PB	244.00	521.00	583.00	350.00	566.00	259.00	276.00
15-PB	244.00	521.00	583.00	350.00	566.00	259.00	276.00
18-PB	244.00	521.00	583.00	350.00	566.00	259.00	276.00
19-PB	244.00	521.00	583.00	350.00	566.00	259.00	276.00
20-PB	598.00	1,198.00	1,393.00	765.00	1,349.00	570.00	585.00
21-PB	678.00	1,292.00	1,585.00	853.00	1,538.00	633.00	651.00
22-PB	689.00	1,360.00	1,550.00	883.00	1,505.00	655.00	671.00
23-PB	732.00	1,458.00	1,746.00	927.00	1,696.00	688.00	704.00
25-PB	235.00	456.00	521.00	277.00	504.00	204.00	220.00
26-PB	244.00	487.00	583.00	290.00	566.00	214.00	233.00
27-PB	1,054.00	2,101.00	2,424.00	1,318.00	2,352.00	978.00	993.00
28-PB	1,162.00	2,263.00	2,749.00	1,431.00	2,669.00	1,028.00	1,078.00
29-PB	1,150.00	2,360.00	2,585.00	1,431.00	2,508.00	1,060.00	1,078.00
30-PB	1,216.00	2,424.00	2,910.00	1,176.00	2,822.00	1,115.00	1,131.00
31-PB	599.00	1,289.00	1,439.00	957.00	1,397.00	708.00	726.00
32-PB	632.00	1,314.00	1,474.00	981.00	1,429.00	726.00	744.00
33-PB	520.00	1,022.00	1,146.00	748.00	1,114.00	554.00	573.00
34-PB	551.00	1,062.00	1,190.00	771.00	1,153.00	573.00	589.00
35-PB	888.00	2,310.00	2,580.00	1,705.00	2,506.00	1,265.00	1,280.00
36-PB	911.00	2,374.00	2,657.00	1,752.00	2,597.00	1,296.00	1,314.00
40-PB		480.00	480.00	490.00	464.00		
41-PB		340.00	340.00	348.00	329.00		
42-PB		246.00	246.00	251.00	238.00		
43-PB	278.00	762.00	911.00	618.00	883.00	458.00	475.00
44-PB	258.00	712.00	854.00	583.00	828.00	433.00	449.00
45-PB	242.00	646.00	774.00	551.00	750.00	409.00	424.00
50-PB		636.00	696.00	713.00	673.00		
51-PB		256.00	281.00	289.00	271.00		
51BO		49.20	56.00	58.00	54.00		
52-PB		1,138.00	1,249.00	1,278.00	1,213.00		
53-PB		217.00	244.00	251.00	236.00		

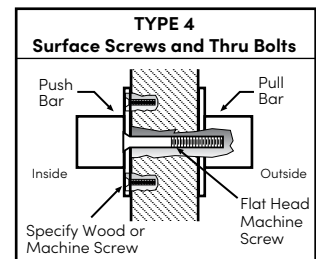
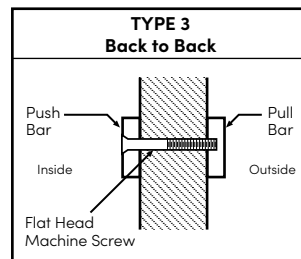
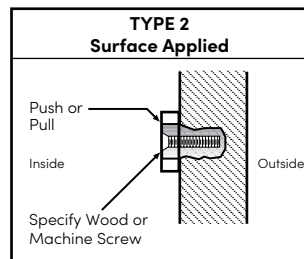
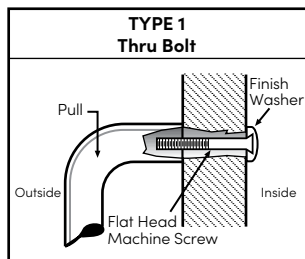
Push & Pull Extra Length Bars

Extra Length Bars						
Description	28/628	3/605 4/606	10/612 10B/613	10BE/BSP	26/625 26D/626	32D/630
Over ¾" thru 1 ½"	4.50	7.90	9.20	10.40	7.90	6.90
Over 1 ½" thru 3"	5.90	10.60	11.90	14.40	10.60	9.60

Bars over 36" add per inch the following additional cost.

Mounting Types for Push Bars 10 through 45 and 50, 51, 52

Mounting charge included in list price.



ROCKWOOD®
ASSA ABLOY

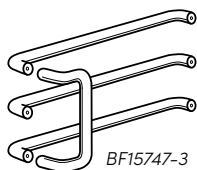
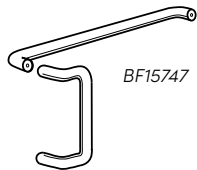
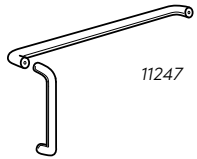
Experience a safer
and more open world

USA & Canada Prices Effective August 15, 2022
Check the websites for the most updated product information.

USA: 800 458 2424 • www.rockwoodmfg.com | Canada: 800 461 3007 • www.assaabloydss.ca
Copyright © 2021-2022, ASSA ABLOY Accessories and Door Controls Group, Inc. All rights reserved. Reproduction in whole or in part without the express written permission of ASSA ABLOY Accessories and Door Controls Group, Inc. is prohibited.

Series 47 Push Bars

Series 47 Push Bars												
Part	28/628	313/710 314 315/711	3/605 4/606	10/612 10B/613	10BE/ BSP	26D/626	26/625	32D/630	32/629	32DMS	32D316	32316
SP47	135.00	163.00	373.00	467.00	440.00	359.00	359.00	330.00	370.00	350.00	479.00	515.00
47-PB	82.00	92.00	294.00	386.00	400.00	290.00	302.00	200.00	230.00	354.00	484.00	507.00
47-2-PB	227.00	278.00	702.00	702.00	813.00	680.00	680.00	589.00	663.00	671.00	891.00	934.00
47-3-PB	339.00	339.00	1,052.00	1,052.00	1,216.00	1,021.00	1,021.00	884.00	994.00	1,006.00	1,334.00	1,402.00
48-PB	115.00	135.00	276.00	326.00	257.00	268.00	268.00	180.00	233.00	243.00	287.00	328.00
BP47	182.00	205.00	412.00	412.00	471.00	398.00	398.00	358.00	386.00	374.00	513.00	534.00
BP47-2	365.00	412.00	881.00	881.00	1,013.00	854.00	854.00	769.00	829.00	835.00	1,084.00	1,128.00
BP47-3	475.00	549.00	1,249.00	1,249.00	1,440.00	1,213.00	1,213.00	1,089.00	1,178.00	1,190.00	1,553.00	1,619.00
Straight Single Bar Sets												
11047	128.00	149.00	404.00	514.00	536.00	403.00	413.00	275.00	323.00	474.00	655.00	703.00
111A47	177.00	208.00	530.00	590.00	586.00	512.00	512.00	433.00	480.00	478.00	664.00	710.00
11147	131.00	150.00	418.00	530.00	552.00	412.00	426.00	284.00	330.00	491.00	595.00	676.00
11247	134.00	151.00	428.00	550.00	570.00	426.00	439.00	290.00	339.00	503.00	696.00	745.00
11847	184.00	221.00	588.00	649.00	628.00	570.00	570.00	473.00	521.00	519.00	709.00	750.00
Straight Double Bar Sets												
11047-2	197.00	224.00	650.00	1,300.00	946.00	659.00	667.00	766.00	843.00	784.00	1,050.00	1,112.00
111A47-2	239.00	281.00	768.00	1,368.00	952.00	750.00	757.00	909.00	1,000.00	789.00	1,057.00	1,120.00
11147-2	355.00	408.00	1,168.00	1,315.00	967.00	1,154.00	1,190.00	851.00	748.00	801.00	995.00	1,089.00
11247-2	201.00	228.00	676.00	1,332.00	979.00	668.00	689.00	783.00	860.00	813.00	1,089.00	1,153.00
Straight Triple Bar Sets												
11047-3	273.00	309.00	920.00	2,111.00	1,349.00	926.00	941.00	1,265.00	1,310.00	1,118.00	1,491.00	1,576.00
111A47-3	316.00	365.00	1,038.00	2,177.00	1,351.00	1,018.00	1,033.00	1,405.00	1,574.00	1,120.00	1,500.00	1,582.00
11147-3	432.00	490.00	1,436.00	2,129.00	1,366.00	1,424.00	1,465.00	1,270.00	1,423.00	1,134.00	1,437.00	1,553.00
11247-3	277.00	312.00	942.00	2,142.00	1,381.00	937.00	964.00	1,280.00	1,434.00	1,144.00	1,533.00	1,618.00
Offset Single Bar Sets												
BF15647	150.00	170.00	458.00	590.00	609.00	460.00	474.00	305.00	355.00	521.00	750.00	797.00
BF157A47	151.00	171.00	470.00	608.00	628.00	473.00	485.00	314.00	369.00	529.00	760.00	809.00
BF15747	151.00	171.00	470.00	608.00	628.00	473.00	485.00	314.00	369.00	529.00	760.00	809.00
BF15847	153.00	174.00	484.00	625.00	645.00	484.00	498.00	323.00	376.00	554.00	792.00	841.00
BF15947	238.00	279.00	628.00	664.00	686.00	608.00	608.00	519.00	561.00	568.00	794.00	840.00
Offset Double Bar Sets												
BF15647-2	219.00	246.00	706.00	1,376.00	1,002.00	704.00	726.00	810.00	891.00	829.00	1,139.00	1,203.00
BF157A47-2	219.00	246.00	706.00	1,376.00	1,010.00	704.00	726.00	810.00	891.00	836.00	1,148.00	1,211.00
BF15747-2	219.00	246.00	706.00	1,376.00	1,023.00	704.00	726.00	810.00	891.00	836.00	1,148.00	1,211.00
BF15847-2	221.00	248.00	718.00	1,392.00	1,035.00	731.00	737.00	819.00	900.00	859.00	1,175.00	1,243.00
Offset Triple Bar Sets												
BF15647-3	293.00	331.00	977.00	2,188.00	1,403.00	972.00	1,002.00	1,314.00	1,456.00	1,163.00	1,581.00	1,668.00
BF157A47-3	293.00	331.00	977.00	2,188.00	1,412.00	972.00	1,002.00	1,314.00	1,445.00	1,170.00	1,590.00	1,673.00
BF15747-3	293.00	331.00	977.00	2,188.00	1,422.00	972.00	1,002.00	1,314.00	1,445.00	1,170.00	1,590.00	1,673.00
BF15847-3	294.00	332.00	988.00	2,203.00	1,438.00	998.00	1,013.00	1,319.00	1,451.00	1,191.00	1,619.00	1,706.00
Series 47 Extra Length Bars - Bars over 36" add per inch the following additional cost per bar.												
	3.20	4.20	7.60	10.00	9.70	7.40	7.60	7.90	8.90	9.00	9.20	9.20



See page 34 for detailed mounting drawings. Engraving "Push" or "Pull" on 1" Series 47 Push Bars add \$108.00 (1/2" Letter Height).

USA & Canada Prices Effective August 15, 2022

Check the websites for the most updated product information.

USA: 800 458 2424 • www.rockwoodmfg.com | Canada: 800 461 3007 • www.assaabloydss.ca

Copyright © 2021-2022, ASSA ABLOY Accessories and Door Controls Group, Inc. All rights reserved. Reproduction in whole or in part without the express written permission of ASSA ABLOY Accessories and Door Controls Group, Inc. is prohibited.

ROCKWOOD®
ASSA ABLOY

Experience a safer
and more open world

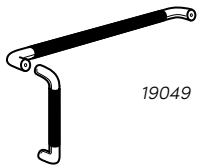
Series 47 Tubular Push & Pull Bars

Series 47 Tubular Push Bars						
Part	3/605 4/606	10/612 10B/613	10BE/BSP	32D/630	32/629	32DMS
T47	270.00	284.00	267.00	191.00	214.00	210.00
T47-2	533.00	568.00	531.00	379.00	429.00	400.00
T47-3	802.00	847.00	797.00	570.00	641.00	588.00
Series 47 Tubular Straight Single Bar Sets						
T11047	416.00	436.00	374.00	279.00	325.00	325.00
T111A47	409.00	432.00	405.00	276.00	323.00	323.00
T11147	409.00	432.00	387.00	276.00	323.00	323.00
T11247	419.00	440.00	390.00	280.00	325.00	325.00
T11847	440.00	456.00	413.00	295.00	344.00	341.00
Series 47 Tubular Offset Single Bar Sets						
TBF15647	446.00	463.00	398.00	288.00	354.00	328.00
TBF157A47	450.00	470.00	404.00	291.00	356.00	334.00
TBF15747	450.00	470.00	404.00	291.00	380.00	334.00
TBF15847	456.00	476.00	409.00	295.00	359.00	336.00
TBF15947	480.00	503.00	437.00	315.00	380.00	358.00

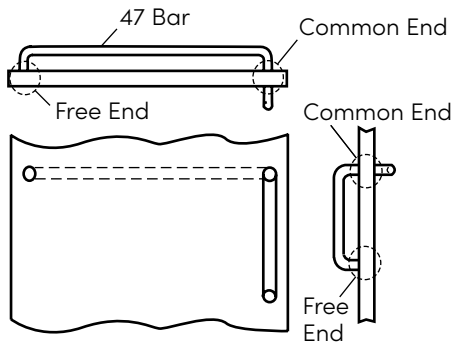
See page 34 for detailed mounting drawings. Engraving "Push" or "Pull" on 1" Series 47 Push Bars add \$108.00 (1/2" Letter Height).

Santoprene Door Pulls & Single Bar Sets

Straight Door Pull			
Part	28/628	313/710 314 315/711	10BE/BSP
190-RKW	135.00	164.00	303.00
90° Offset Door Pull			
BF195	343.00	383.00	460.00
Straight Single Bar Set			
19049	321.00	373.00	667.00
Offset Single Bar Set			
BF19549	635.00	745.00	1093.00
Push Bar			
49-PB	262.00	288.00	561.00



TYPICAL MOUNTING



For Set Mounting Hardware, see page 33.

ROCKWOOD®
ASSA ABLOY

Experience a safer
and more open world

USA & Canada Prices Effective August 15, 2022
Check the websites for the most updated product information.

USA: 800 458 2424 • www.rockwoodmfg.com | Canada: 800 461 3007 • www.assaabloydss.ca
Copyright © 2021-2022, ASSA ABLOY Accessories and Door Controls Group, Inc. All rights reserved. Reproduction in whole or in part without the express written permission of ASSA ABLOY Accessories and Door Controls Group, Inc. is prohibited.

Location Standards

Positioning Applications:

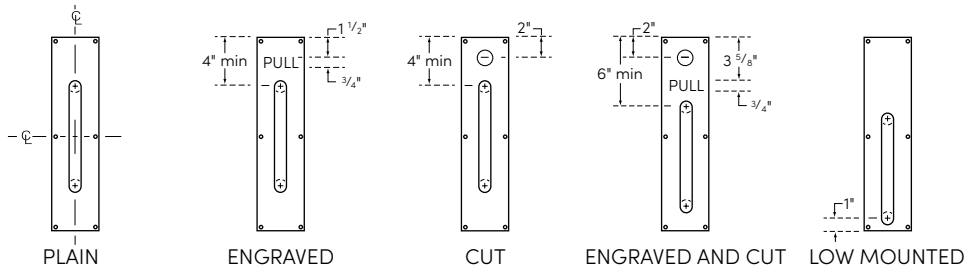
- door pulls to plates
- engraving on plates
- cutouts on plates
- cutout and engraving on plates

Sizing:

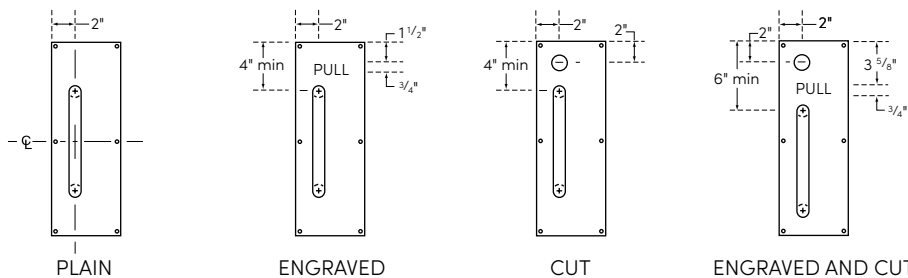
- 1 1/4" standard cylinder hole cutout size
- 3/8" diameter standard thumbturn hole
- other cutout sizes and styles are readily available

NOTE: Be sure the pull you choose will fit on the plate, allowing for cutouts and/or engraving.

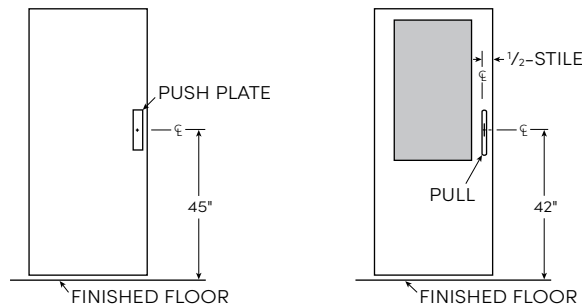
Pull Positioning on Plates 4" or Less in Width



Pull Positioning on Plates Wider than 4" (Handing Required)



Recommended Locations on Door



Engraving and Adhesive Mounting

Description	Price
Engraving "Push", "Pull", "Men" or "Women"	51.00
Push Plate Adhesive Mounting	10.30

Engraving: 3/4" high condensed block letters with black enamel fill; other letter sizes and styles are readily available.

Additional Charges Per Thickness of Push Plate

Part	Description	70/.050"	71/.062"	73/.125"
CFC	Cut for Cylinder	1.30	5.25	5.80
CFTT	Cut for Thumbturn	1.30	5.25	5.80
Pull Prep	Prep for Pull	2.50	10.60	11.40

Order form available when ordering.

ADA Accessibility Guidelines for Buildings and Facilities (ADAAG)

as amended through January 1998 4.13.9 Door Hardware. Handles, pulls, latches, locks, and other operating devices on accessible doors shall have a shape that is easy to grasp with one hand and does not require tight grasping, tight pinching, or twisting of the wrist to operate. Lever-operated mechanisms, push-type mechanisms, and U-shaped handles are acceptable designs. When sliding doors are fully open, operating hardware shall be exposed and usable from both sides. Hardware required for accessible door passage shall be mounted no higher than 48 in. (1220 mm) above finished floor.

USA & Canada Prices Effective August 15, 2022

Check the websites for the most updated product information.

USA: 800 458 2424 • www.rockwoodmfg.com | Canada: 800 461 3007 • www.assaabloydss.ca

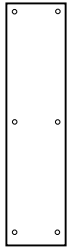
Copyright © 2021-2022, ASSA ABLOY Accessories and Door Controls Group, Inc. All rights reserved. Reproduction in whole or in part without the express written permission of ASSA ABLOY Accessories and Door Controls Group, Inc. is prohibited.

ROCKWOOD®

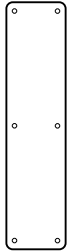
ASSA ABLOY

Experience a safer
and more open world

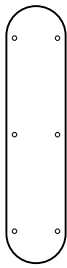
Push Plates - .050" Thick



70C-RKW



70RC

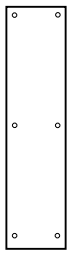


70REC

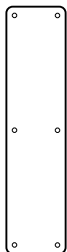
No. 70 - Square Ends										
Part	28/628	3/605 4/606	10/612 10B/613	10BE/BSP	26D/626	26/625	32D/630	32/629	32DMS	32D316
70A	13.80	27.00	30.20	28.50	27.00	28.60	11.20	17.70	30.60	41.00
70B	15.40	33.60	35.10	35.50	33.60	35.10	14.60	17.70	32.30	41.00
70C-RKW	18.90	38.60	42.10	39.00	38.60	40.60	14.30	20.90	35.50	44.90
70E	24.00	55.00	62.00	59.00	58.00	59.00	20.90	32.30	58.00	72.00
70F	27.50	74.00	78.00	78.00	76.00	77.00	30.60	40.50	65.00	87.00
70G	29.20	58.00	69.00	42.70	63.00	63.00	32.30	44.10	45.60	57.00
No. 70RC - Round Corners										
70RCA	29.20	45.60	47.00	31.90	45.60	45.60	24.20	32.30	35.50	46.40
70RCB	30.90	49.10	55.00	39.00	53.00	53.00	30.60	39.00	36.70	46.40
70RCC	30.90	55.00	62.00	42.70	60.00	60.00	33.90	41.90	39.00	50.00
70RCE	41.90	77.00	86.00	66.00	84.00	84.00	51.00	66.00	63.00	79.00
70RCF	44.60	88.00	105.00	70.00	103.00	103.00	57.00	73.00	68.00	88.00
70RCG	29.20	55.00	73.00	48.60	67.00	67.00	36.70	47.10	48.60	59.00
No. 70RE - Round Ends										
70REA	37.50	53.00	58.00	34.30	55.00	55.00	35.50	41.90	44.10	57.00
70REB	41.90	58.00	66.00	50.00	62.00	62.00	39.00	47.10	45.60	57.00
70REC	43.20	62.00	73.00	55.00	67.00	67.00	41.90	51.00	48.60	59.00

See page 11 for standard locations and sizes of Cylinder Cutouts (CFC) and Thumbturn Cutouts (CFTT), engraving and pricing.

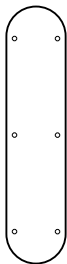
Push Plates - .062" Thick



71C



71RC



71REC

No. 71 - Square Corners			
Part	10BE/BSP	32D/630	32DMS
71A	40.50	32.30	51.00
71B	46.30	35.50	54.00
71C	53.00	40.50	61.00
71E	69.00	54.00	73.00
71F	81.00	63.00	82.00
71G	60.00	47.10	66.00
No. 71RC - Round Corners			
71RCA	50.00	39.00	58.00
71RCB	55.00	41.90	61.00
71RCC	60.00	47.10	66.00
71RCE	81.00	61.00	78.00
71RCF	86.00	66.00	86.00
71RCG	69.00	54.00	73.00
No. 71RE - Round Ends			
71REA	66.00	51.00	70.00
71REB	69.00	54.00	73.00
71REC	73.00	58.00	76.00

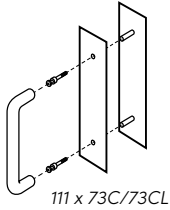


Experience a safer and more open world

USA & Canada Prices Effective August 15, 2022
Check the websites for the most updated product information.

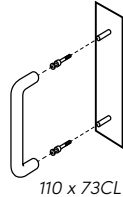
USA: 800 458 2424 • www.rockwoodmfg.com | Canada: 800 461 3007 • www.assaabloydss.ca
Copyright © 2021-2022, ASSA ABLOY Accessories and Door Controls Group, Inc. All rights reserved. Reproduction in whole or in part without the express written permission of ASSA ABLOY Accessories and Door Controls Group, Inc. is prohibited.

Concealed Mount Pull Plate Sets



111 x 73C/73CL

Pull Plate x Plate with Lug			
Part	32D/630	32DMS	10BE/BSP
107 x 73B/73BL	258.00	296.00	312.00
110 x 73C/73CL	339.00	389.00	410.00
111 x 73C/73CL	351.00	404.00	424.00

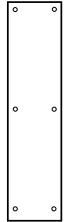


110 x 73CL

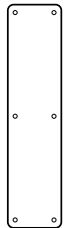
Pull (only) x Plate with Lug			
Part	32D/630	32DMS	10BE/BSP
107 x 73BL	181.00	207.00	219.00
110 x 73CL	252.00	290.00	305.00
111 x 73CL	269.00	309.00	327.00

See page 11 for standard locations and sizes of Cylinder Cutouts (CFC) and Thumbturn Cutouts (CFTT), engraving and pricing. See page 35 for detail drawing of Type 9 mounting.

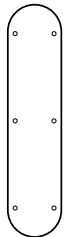
Push Plates



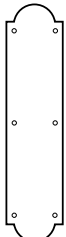
73C



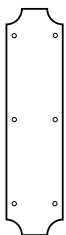
73RCB



73REC



76C

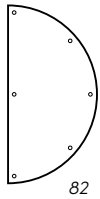


77C

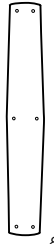
No. 73 - Square Corners (.125" Thick)									
Part	28/628	3/605 4/606	10/612 10B/613	10BE/BSP	26/625 26D/626	32D/630	32/629	32DMS	32D316
73A	44.60	120.00	140.00	88.00	136.00	68.00	99.00	89.00	105.00
73B	55.00	135.00	154.00	100.00	150.00	47.10	104.00	96.00	119.00
73C	57.00	147.00	165.00	109.00	159.00	53.00	115.00	103.00	132.00
73E	67.00	189.00	208.00	144.00	200.00	111.00	140.00	131.00	181.00
73F	77.00	239.00	257.00	177.00	247.00	135.00	161.00	157.00	203.00
73G	58.00	170.00	189.00	117.00	185.00	92.00	127.00	109.00	145.00
No. 73RC - Round Corners (.125" Thick)									
73RCA	67.00	136.00	158.00	107.00	150.00	80.00	116.00	101.00	121.00
73RCB	70.00	146.00	166.00	113.00	162.00	89.00	120.00	107.00	130.00
73RCC	74.00	163.00	182.00	120.00	173.00	97.00	135.00	116.00	145.00
73RCE	88.00	205.00	224.00	163.00	216.00	126.00	162.00	146.00	200.00
73RCF	99.00	257.00	273.00	197.00	263.00	153.00	178.00	171.00	222.00
73RCG	80.00	185.00	205.00	135.00	198.00	104.00	147.00	124.00	161.00
No. 73RE - Round Ends (.125" Thick)									
73REA	97.00	165.00	185.00	140.00	181.00	108.00	142.00	127.00	152.00
73REB	107.00	173.00	193.00	146.00	186.00	112.00	147.00	132.00	159.00
73REC	108.00	185.00	201.00	155.00	196.00	122.00	158.00	140.00	174.00
Laminate and Clear Plastic - Square Corners (.125" Thick)									
Part	Black	Brown	Gray	Beige	Clear				
75A	23.00	23.00	23.00	23.00	23.00				
75B	24.70	24.70	24.70	24.70	24.70				
75C	24.70	24.70	24.70	24.70	26.50				
75E	29.80	29.80	29.80	29.80	31.70				
75F	33.50	33.50	33.50	33.50	35.20				
75G	28.10	28.10	28.10	28.10	29.80				
Decorative (.050" Thick)									
Part	3/605 4/606	10/612 10B/613	10BE/BSP	26/625 26D/626					
76B	67.00	76.00	73.00	73.00					
76C	74.00	80.00	80.00	77.00					
77B	67.00	76.00	73.00	73.00					
77C	74.00	80.00	80.00	77.00					

See page 11 for standard locations and sizes of Cylinder Cutouts (CFC) and Thumbturn Cutouts (CFTT), engraving and pricing.

Push Plates (con't)



82

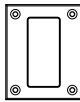


87

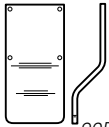
.050" Thick									
Part	28/628	3/605 4/606	10/612 10B/613	10BE/BSP	26/625 26D/626	32D/630	32/629	32DMS	32D316
80	67.00	107.00	119.00	84.00	113.00	63.00	82.00	77.00	108.00
81	70.00	112.00	122.00	90.00	119.00	70.00	92.00	108.00	115.00
82	74.00	120.00	132.00	97.00	128.00	74.00	97.00	92.00	120.00
84	116.00	189.00	204.00	166.00	197.00	127.00	150.00	142.00	177.00
85	43.20	78.00	80.00	59.00	77.00	51.00	51.00	66.00	79.00
86	62.00	93.00	97.00	81.00	93.00	61.00	61.00	76.00	92.00
.125" Thick									
87	109.00	221.00	238.00	194.00	228.00	150.00	178.00	167.00	218.00

See page 11 for standard locations and sizes of Cylinder Cutouts (CFC) and Thumbturn Cutouts (CFTT), engraving and pricing.

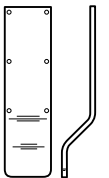
Flush Pulls



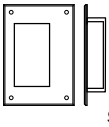
D89



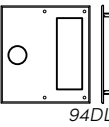
90B



91-RKW



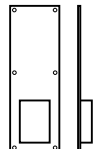
94



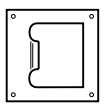
94DLL



95R



96



BF97L

Heavy Duty Security - Cast Brass													
Part	4/606	26D/ 626			10BE/ BSP								
D89	136.00	89.00			134.00								
Cylinder Pulls - .125" Thick													
Part	28/628	3/605	4/606	10/612	10B/613	10BE/ BSP	26D/ 626	26/625	32D/ 630	32/629	32DMS	32D316	32316
90	48.50	54.00	54.00	56.00	56.00	64.00	47.40	60.00	47.00		82.00		
90B	65.00	77.00			80.00	77.00	67.00		61.00		79.00		
Combination Pulls - .125" Thick - See page 11 for standard locations and sizes of Cylinder Cutouts (CFC) and Thumbturn Cutouts (CFTT), engraving and pricing.													
91-RKW	54.00	90.00	90.00	95.00	95.00	76.00	86.00	94.00	52.00		72.00		
92-RKW	84.00	132.00		137.00	137.00	114.00	133.00		86.00		102.00		
93-RKW	126.00	232.00	232.00	246.00	246.00	210.00	238.00	238.00	157.00	157.00	184.00		
Flush Pulls													
94		74.00	74.00	74.00	74.00	86.00	73.00	74.00	30.50	76.00	65.00	80.00	111.00
94BTB (pair)		152.00	152.00	152.00	152.00	179.00	148.00	152.00	65.00	163.00	140.00	173.00	236.00
94C		82.00	82.00	82.00	82.00	89.00	78.00	82.00	33.00	78.00	67.00	85.00	114.00
94L		120.00			125.00	102.00	120.00		66.00	88.00	77.00	98.00	130.00
94P		106.00			115.00	89.00	112.00		56.00	78.00	67.00	85.00	114.00
94P x 94L		227.00			242.00	193.00	233.00		124.00	168.00	146.00	186.00	258.00
Dead Lock Pulls - For Barrier Free grip specify BF94DLL or BF94DLS. Used with dead bolt lock. 1 1/4" cylinder hole is standard.													
94DLL		182.00			182.00	199.00	173.00		122.00	151.00	151.00	183.00	216.00
94DLS		151.00			151.00	168.00	146.00		96.00	126.00	126.00	154.00	183.00
Cast Brass - Fasteners concealed in cup.													
95A		23.00	31.20	25.10	25.60	64.00	24.60	31.20					
95B		25.60	33.00	27.10	27.10	67.00	26.30	33.00					
95R		55.00	55.00	58.00	58.00	89.00	57.00	58.00					
Flush Pull - .125" Thick - See page 11 for standard locations and sizes of Cylinder Cutouts (CFC) and Thumbturn Cutouts (CFTT), engraving and pricing.													
96		148.00			158.00	184.00	154.00		91.00		139.00		
Barrier Free													
BF97		193.00	193.00		204.00	204.00	197.00		102.00		156.00		
BF97L		228.00	228.00		241.00	251.00	233.00		144.00		192.00		




Experience a safer and more open world

USA & Canada Prices Effective August 15, 2022
Check the websites for the most updated product information.

USA: 800 458 2424 • www.rockwoodmfg.com | Canada: 800 461 3007 • www.assaabloydss.ca
Copyright © 2021-2022, ASSA ABLOY Accessories and Door Controls Group, Inc. All rights reserved. Reproduction in whole or in part without the express written permission of ASSA ABLOY Accessories and Door Controls Group, Inc. is prohibited.

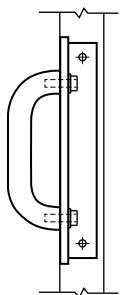
Straight Door Pulls & Door Pull Sets



110-RKW

Straight Door Pulls & Door Pull Sets													
Part	28/628	313/710 315/711	3/605 4/606	10/612	10B/613	10BE/ BSP	26D/626	26/625	32D/630	32/629	32DMS	32D316	32316
102-RKW			71.00	88.00	88.00	46.30	66.00	66.00	42.30	65.00	54.00		
105	26.70	33.50	56.00	66.00	66.00	68.00	56.00	58.00	36.40	48.00	60.00	96.00	116.00
106-RKW	26.70	33.50	56.00	68.00	71.00	72.00	58.00	60.00	36.40	49.40	62.00	99.00	120.00
107	29.00	33.50	66.00	77.00	78.00	103.00	66.00	68.00	37.60	54.00	68.00	101.00	122.00
108	30.50	40.80	73.00	86.00	89.00	93.00	76.00	77.00	44.80	62.00	83.00	115.00	136.00
109	51.00	56.00	109.00	140.00	140.00	228.00	104.00	104.00	73.00	90.00	85.00	114.00	137.00
110-RKW	40.80	49.40	112.00	132.00	134.00	140.00	112.00	115.00	70.00	88.00	128.00	180.00	204.00
111A	54.00	59.00	150.00	209.00	209.00	153.00	146.00	146.00	113.00	130.00	125.00	174.00	195.00
111	42.10	51.00	124.00	148.00	152.00	155.00	121.00	126.00	79.00	95.00	144.00	201.00	223.00
112	43.60	54.00	136.00	166.00	169.00	177.00	134.00	140.00	88.00	104.00	153.00	223.00	250.00
118	77.00	85.00	305.00	305.00	305.00	235.00	235.00	235.00	164.00	194.00	190.00	270.00	256.00

See page 34 for mounting selection and charges. NOTE: For BF Barrier Free projection on applicable straight door pulls add: \$5.00 each list. Add \$60.00 for knurling — round pulls only.




110-6SP

Security Door Pull

Security Door Pull			
Part	10BE/BSP	32D/630	32DMS
110-6SP	409.00	274.00	344.00

For use on security hollow metal doors with reinforcing plate and access hole cover plate with *TORX® - security torx screws — all to be supplied by door manufacturer.

Tubular Door Pulls & Door Pull Sets



T112

Tubular Straight Door Pulls — Type 1 Thru-Bolt Mount for 1 3/4" Door.						
Part	3/605 4/606	10/612 10B/613	10BE/BSP	32D/630	32/629	32DMS
T110	163.00	167.00	130.00	95.00	116.00	114.00
T111A	172.00	178.00	133.00	98.00	119.00	118.00
T111	172.00	178.00	133.00	98.00	119.00	118.00
T112	180.00	184.00	140.00	101.00	126.00	120.00
T118	202.00	205.00	152.00	116.00	146.00	134.00

*Torx® is a registered trademark of Textron Inc.

USA & Canada Prices Effective August 15, 2022

Check the websites for the most updated product information.

USA: 800 458 2424 • www.rockwoodmfg.com | Canada: 800 461 3007 • www.assaabloydss.ca

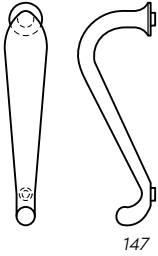
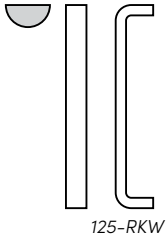
Copyright © 2021-2022, ASSA ABLOY Accessories and Door Controls Group, Inc. All rights reserved. Reproduction in whole or in part without the express written permission of ASSA ABLOY Accessories and Door Controls Group, Inc. is prohibited.

ROCKWOOD®

ASSA ABLOY

Experience a safer
and more open world

Door Pulls



Pulls - Engraving available vertically. See page 11 for pricing.										
Part	28/628	3/605 4/606	10/612	10B/613	10BE/ BSP	26D/626	26/625	32D/630	32/629	32DMS
120	151.00	286.00	313.00	313.00	232.00	305.00	305.00	171.00	171.00	188.00
121	161.00	305.00	331.00	331.00	248.00	322.00	322.00	178.00	178.00	196.00
122-RKW	43.60	92.00	124.00	124.00	72.00	116.00	116.00	52.60	52.60	70.00
123	51.00	108.00	137.00	137.00	86.00	133.00	133.00	65.00	65.00	80.00
125-RKW	51.00	98.00	104.00	104.00	97.00	101.00	101.00	70.00	70.00	88.00
126-RKW	54.00	115.00	132.00	132.00	109.00	125.00	125.00	79.00	79.00	94.00
Cast Pulls										
130-RKW	30.40	55.00	55.00	58.00	60.00	50.00	60.00	68.00	93.00	94.00
131-RKW	30.40	55.00	55.00	60.00	60.00	53.00	61.00	68.00	93.00	94.00
132-RKW	43.60	60.00		68.00	88.00	65.00		69.00		85.00
D133-RKW		91.00		158.00	109.00	103.00		76.00	83.00	96.00
134-RKW		89.00		95.00	119.00	92.00				
137		72.00		78.00	100.00	76.00		73.00	73.00	89.00
137L		144.00		144.00	182.00	140.00				
138	66.00	101.00		113.00	142.00	109.00				
139	66.00	101.00		113.00	142.00	109.00				
Cast Pulls - See page 33 for mounting selection and charges.										
147	32.00	115.00	115.00	115.00	146.00	113.00	113.00			
147L		196.00	232.00	232.00	293.00	227.00	227.00			
148		173.00	173.00	173.00	220.00	169.00	169.00			
149		214.00	214.00	214.00	270.00	208.00	208.00			


ROCKWOOD®
ASSA ABLOY

Experience a safer
and more open world

USA & Canada Prices Effective August 15, 2022
Check the websites for the most updated product information.

USA: 800 458 2424 • www.rockwoodmfg.com | Canada: 800 461 3007 • www.assaabloydss.ca
Copyright © 2021-2022, ASSA ABLOY Accessories and Door Controls Group, Inc. All rights reserved. Reproduction in whole or in part without the express written permission of ASSA ABLOY Accessories and Door Controls Group, Inc. is prohibited.

90° Offset Door Pulls & Door Pull Sets



Barrier Free
Offset Pull

90° Offset Door Pulls & Door Pull Sets												
Part	28/628	313/710 315/711	3/605 4/606	10/612 10B/613	10BE/ BSP	26D/ 626	26/625	32D/ 630	32/629	32DMS	32D316	32316
BF150	68.00	85.00	149.00	182.00	140.00	144.00	144.00	104.00	134.00	124.00	170.00	192.00
BF151	76.00	90.00	161.00	90.00	151.00	157.00	157.00	111.00	138.00	128.00	179.00	200.00
BF152	76.00	96.00	149.00	182.00	140.00	144.00	144.00	114.00	134.00	130.00	187.00	212.00
BF156	61.00	70.00	158.00	202.00	208.00	161.00	168.00	96.00	120.00	174.00	273.00	302.00
BF157A	61.00	72.00	170.00	218.00	228.00	173.00	179.00	108.00	131.00	190.00	296.00	321.00
BF157	61.00	72.00	170.00	218.00	228.00	173.00	179.00	108.00	131.00	183.00	284.00	308.00
BF158	66.00	74.00	182.00	234.00	244.00	186.00	192.00	115.00	139.00	205.00	317.00	342.00
BF159	96.00	107.00	235.00	276.00	293.00	239.00	246.00	161.00	196.00	250.00	385.00	408.00

Offset Door Pulls - Type 17 Concealed Mount for 1 3/4" Aluminum Door. (Double Cone Head)												
BF156C17	78.00	88.00	174.00	217.00	225.00	176.00	184.00	113.00	136.00	190.00	289.00	319.00
BF157AC17	78.00	89.00	186.00	234.00	246.00	188.00	194.00	124.00	148.00	206.00	312.00	338.00
BF157C17	78.00	89.00	186.00	234.00	246.00	188.00	194.00	124.00	148.00	199.00	301.00	325.00
BF158C17	84.00	92.00	198.00	250.00	262.00	202.00	208.00	131.00	155.00	221.00	334.00	358.00
BF159C17	113.00	124.00	251.00	292.00	311.00	254.00	262.00	178.00	213.00	266.00	402.00	425.00

Tubular Offset Door Pulls - Type 1 Thru-Bolt Mount for 1 3/4" Door.												
TBF156			190.00	193.00	135.00			99.00	143.00	119.00		
TBF157A			196.00	200.00	142.00			101.00	149.00	123.00		
TBF157			196.00	200.00	142.00			101.00	149.00	123.00		
TBF158			202.00	208.00	144.00			106.00	151.00	125.00		
TBF159			251.00	223.00	189.00			109.00	158.00	159.00		

Tubular Offset Door Pull - Type 17 Concealed Mount for 1 3/4" Aluminum Door. (Double Cone Head)												
TBF156C17			205.00	209.00	158.00			115.00	159.00	135.00		
TBF157AC17			211.00	216.00	165.00			118.00	165.00	139.00		
TBF157C17			211.00	216.00	165.00			118.00	165.00	139.00		
TBF158C17			217.00	223.00	167.00			123.00	168.00	141.00		
TBF159C17			266.00	307.00	328.00			194.00	229.00	283.00		

See page 34 for mounting selection and charges. Back to Back Mounting Available: Specify by adding "BTB" to end of part number. For pricing, double the pull price and add \$13.25.

USA & Canada Prices Effective August 15, 2022

Check the websites for the most updated product information.

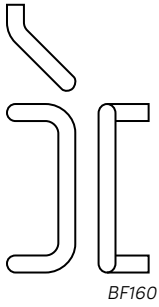
USA: 800 458 2424 • www.rockwoodmfg.com | Canada: 800 461 3007 • www.assaabloydss.ca

Copyright © 2021-2022, ASSA ABLOY Accessories and Door Controls Group, Inc. All rights reserved. Reproduction in whole or in part without the express written permission of ASSA ABLOY Accessories and Door Controls Group, Inc. is prohibited.

ROCKWOOD®

ASSA ABLOY


Experience a safer
and more open world



45° Offset Door Pulls

Part	28/628	313/710 315/711	3/605 4/606	10/612 10B/613	10BE/BSP	26/625 26D/626	32D/630	32/629	32DMS	32D316	32316
BF160	68.00	85.00	149.00	182.00	140.00	144.00	104.00	134.00	124.00	170.00	192.00
BF161	76.00	90.00	161.00	198.00	151.00	157.00	111.00	138.00	128.00	179.00	200.00
BF162	68.00	90.00	169.00	198.00	161.00	144.00	114.00	134.00	130.00	170.00	212.00
BF166	81.00	96.00	208.00	251.00	247.00	202.00	183.00	199.00	201.00	252.00	287.00
BF167A	90.00	105.00	218.00	263.00	257.00	212.00	190.00	206.00	208.00	261.00	287.00
BF167	90.00	105.00	218.00	263.00	266.00	212.00	195.00	210.00	214.00	275.00	297.00
BF168	101.00	115.00	232.00	276.00	282.00	227.00	199.00	228.00	229.00	294.00	317.00
BF169	126.00	146.00	282.00	322.00	340.00	274.00	241.00	268.00	276.00	356.00	378.00

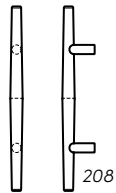
See page 34 for mounting selection and charges.



Offset Door Pulls

Part	28/628	313/710 315/711	3/605 4/606	10/612 10B/613	10BE/BSP	32D/630	32DMS
176-RKW	219.00	235.00	557.00	624.00	404.00	296.00	311.00
185	263.00	304.00	872.00	872.00	886.00	650.00	659.00

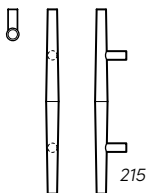
Call factory for engraving and pricing.



Wooden Door Pull

Part	28/628	313/710 315/711	3/605 4/606	10/612 10B/613	10BE/BSP	26/625 26D/626	32D/630	32/629	32DMS
208	370.00	370.00	316.00	316.00	405.00	305.00	309.00	318.00	326.00

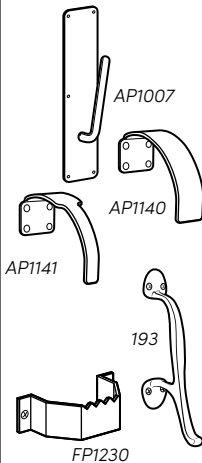
Wood available in Sanded - Unfinished, Oil, or Clear Coated. See page 34 for mounting details. Please see Architectural Price Book page 39 for add on charges.



Tapered Door Pull

Part	28/628	313/710 315/711	3/605 4/606	10/612 10B/613	10BE/BSP	26/625 26D/626	32D/630	32/629	32DMS
215	377.00	399.00	588.00	658.00	556.00	638.00	405.00	473.00	440.00
215L	502.00	529.00	1,060.00	1,159.00	948.00	1,122.00	691.00	819.00	734.00

Larger sizes available upon request. See page 34 for mounting details.



Hands Free Pulls

Arm Pull with Plate						
Part	3/605 4/606	10/612 10B/613	10BE/BSP	26/625 26D/626	32D/630	32DMS
AP1007			236.00		224.00	247.00
Arm Pulls						
AP1140			80.00			84.00
AP1141			79.00			83.00
Hand/Arm Pull						
193	88.00	92.00	116.00	89.00	84.00	95.00
Foot Pull						
FP1230			82.00		77.00	85.00

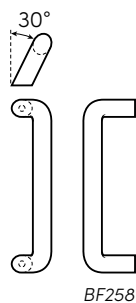
ROCKWOOD®
ASSA ABLOY

Experience a safer
and more open world

USA & Canada Prices Effective August 15, 2022
Check the websites for the most updated product information.

USA: 800 458 2424 • www.rockwoodmfg.com | Canada: 800 461 3007 • www.assaabloydss.ca
Copyright © 2021-2022, ASSA ABLOY Accessories and Door Controls Group, Inc. All rights reserved. Reproduction in whole or in part without the express written permission of ASSA ABLOY Accessories and Door Controls Group, Inc. is prohibited.

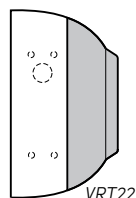
Heavy Duty Offset Pulls



Heavy Duty Offset Pulls											
Part	28/628	313/710 315/711	3/605 4/606	10/612 10B/613	10BE/ BSP	26/625 26D/626	32D/630	32/629	32DMS	32D316	32316
BF257	236.00	257.00	521.00	599.00	478.00	508.00	351.00	430.00	378.00	484.00	538.00
BF258	257.00	281.00	562.00	636.00	518.00	544.00	381.00	461.00	410.00	515.00	620.00
BF259	265.00	292.00	636.00	732.00	572.00	617.00	420.00	500.00	448.00	561.00	620.00
BF260	265.00	281.00	521.00	732.00	628.00	544.00	368.00	430.00	420.00	515.00	573.00

Supplied with 3/8" -16 Thru Bolts.

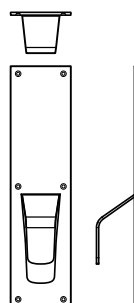
Vandal Resistant Trim



Vandal Resistant Trim			
Part	10BE/BSP	32D/630	32DMS
VRT12	467.00	381.00	433.00
VRT14	470.00	308.00	436.00
VRT16	404.00	273.00	374.00
VRT22		463.00	
VRT24		390.00	
VRT26		350.00	

Specify Exit Device make and model to thru bolt directly to device.

Order form available when ordering.



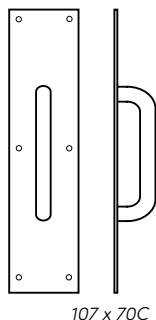
Vandal Resistant Pull

Vandal Resistant Pull		
Part	10BE/BSP	32D/630
VRP30	194.00	179.00

Set up charge for custom powder will apply. Specify Exit Device make and model to thru bolt directly to device (add on price will occur.)

Order form available when ordering.

Pull Plates



Pull Plates												
Part	28/628	3/605	4/606	10/612	10B/613	10BE/BSP	26D/626	26/625	32D/630	32/629	32DMS	32D316
102 x 70B		82.00	82.00	86.00	86.00	84.00	81.00	85.00	47.10	65.00	69.00	
102 x 70C		90.00	90.00	95.00	95.00	89.00	88.00	90.00	47.10	69.00	69.00	
105 x 70B	44.60	100.00	100.00	111.00	111.00	105.00	100.00	103.00	59.00	76.00	101.00	149.00
105 x 70C	46.70	104.00	104.00	117.00	117.00	111.00	107.00	109.00	59.00	78.00	105.00	153.00
106 x 70B	44.60	101.00	101.00	113.00	116.00	111.00	101.00	104.00	59.00	77.00	103.00	152.00
106 x 70C	46.70	107.00	107.00	119.00	122.00	116.00	109.00	111.00	59.00	81.00	107.00	156.00
107 x 70B	44.60	109.00	109.00	122.00	124.00	117.00	109.00	112.00	60.00	82.00	107.00	153.00
107 x 70C	46.70	113.00	113.00	131.00	131.00	123.00	116.00	119.00	54.00	86.00	109.00	157.00
110 x 70B	57.00	158.00	158.00	184.00	186.00	177.00	158.00	163.00	96.00	120.00	177.00	246.00
110 x 70C	57.00	165.00	165.00	188.00	192.00	182.00	165.00	169.00	99.00	124.00	180.00	250.00
111 x 70B	59.00	171.00	171.00	200.00	204.00	194.00	170.00	174.00	105.00	131.00	193.00	269.00
111 x 70C	61.00	176.00	176.00	205.00	212.00	200.00	174.00	182.00	107.00	134.00	196.00	269.00
122 x 70B	46.70	96.00	96.00	104.00	107.00	100.00	101.00	104.00	73.00	88.00	96.00	115.00
122 x 70C	48.20	103.00	103.00	111.00	112.00	107.00	107.00	111.00	74.00	76.00	96.00	116.00
123 x 70B	50.00	119.00	119.00	120.00	120.00	115.00	120.00	124.00	78.00	82.00	103.00	124.00
123 x 70C	52.00	128.00	128.00	128.00	128.00	119.00	127.00	131.00	81.00	82.00	103.00	126.00
125 x 70B	50.00	107.00	107.00	111.00	111.00	105.00	104.00	112.00	84.00	149.00	169.00	204.00
125 x 70C	52.00	113.00	113.00	116.00	116.00	111.00	111.00	119.00	86.00	88.00	108.00	131.00
126 x 70B	50.00	116.00	116.00	119.00	119.00	112.00	113.00	120.00	99.00	100.00	119.00	144.00
126 x 70C	52.00	122.00	122.00	124.00	124.00	117.00	119.00	127.00	99.00	101.00	120.00	148.00
132 x 70B	41.90	78.00	80.00	81.00	82.00	78.00	78.00	90.00	70.00	73.00	93.00	
132 x 70C	43.20	82.00	85.00	86.00	88.00	84.00	82.00	99.00	70.00	73.00	93.00	
137 x 70B	48.20	92.00	95.00	95.00	96.00	90.00	92.00	96.00	86.00	88.00	108.00	
137 x 70C	52.00	99.00	101.00	100.00	101.00	97.00	100.00	101.00	86.00	90.00	109.00	

Barrier Free - Available in 2 1/2" clearance add \$5.00 list (excludes 132 and 137).

USA & Canada Prices Effective August 15, 2022

Check the websites for the most updated product information.

USA: 800 458 2424 • www.rockwoodmfg.com | Canada: 800 461 3007 • www.assaabloydss.ca

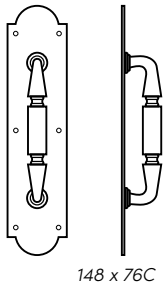
Copyright © 2021-2022, ASSA ABLOY Accessories and Door Controls Group, Inc. All rights reserved. Reproduction in whole or in part without the express written permission of ASSA ABLOY Accessories and Door Controls Group, Inc. is prohibited.

ROCKWOOD

ASSA ABLOY

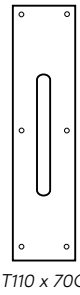
Experience a safer
and more open world

Decorative Pull Plates



Decorative Pull Plates				
Part	3/605 4/606	10/612 10B/613	10BE/ BSP	26/625 26D/626
147 x 76B	212.00	223.00	257.00	213.00
147 x 76C	221.00	227.00	262.00	313.00
147 x 77B	212.00	223.00	257.00	213.00
147 x 77C	221.00	227.00	262.00	313.00
148 x 76B	278.00	286.00	329.00	278.00
148 x 76C	286.00	296.00	340.00	284.00
148 x 77B	278.00	286.00	329.00	278.00
148 x 77C	286.00	296.00	340.00	284.00

Tubular Pull Plates



Tubular Pull Plates						
Part	3/605 4/606	10/612 10B/613	10BE/ BSP	32D/ 630	32/629	32DMS
T110 x 70B	185.00	200.00	139.00	110.00	141.00	128.00
T110 x 70C	194.00	205.00	141.00	114.00	144.00	131.00
T111 x 70B	198.00	208.00	141.00	114.00	146.00	131.00
T111 x 70C	201.00	213.00	149.00	119.00	150.00	137.00

Corner Guards



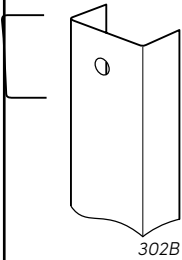
Corner Guards				
Part	Size	3/605 4/606	10/612 10B/613	32D/630
290	2" x 2" x 40"	135.00	162.00	90.00
	2" x 2" x 48"	143.00	171.00	96.00
	3" x 3" x 40"	154.00	185.00	103.00
	3" x 3" x 48"	167.00	200.00	112.00
291	2" x 2" x 40"	146.00	176.00	99.00
	2" x 2" x 48"	154.00	185.00	103.00
	3" x 3" x 40"	165.00	198.00	111.00
	3" x 3" x 48"	178.00	213.00	120.00



Corner Guards						
Part	Size	3/605 4/606	10/612 10B/613	10BE/ BSP	32D/ 630	32DMS
295	2" x 2" x 40"	108.00	130.00	105.00	73.00	101.00
	2" x 2" x 48"	116.00	139.00	113.00	78.00	111.00
	3" x 3" x 40"	127.00	154.00	126.00	85.00	122.00
	3" x 3" x 48"	139.00	169.00	136.00	95.00	132.00
296	2" x 2" x 40"	124.00	149.00	122.00	84.00	119.00
	2" x 2" x 48"	132.00	159.00	130.00	89.00	127.00
	3" x 3" x 40"	144.00	173.00	140.00	96.00	136.00
	3" x 3" x 48"	157.00	188.00	154.00	104.00	149.00

Other lengths available up to 96" and leg widths up to 6". Part number 290 and 291 includes self-adhesive mounting.

Mortised Door Edges (UL Approved)



Mortised Door Edges							
Part	Height	3/605 4/606	10/612 10B/613	10BE/BSP	32D/630	32DMS	32D316
300	Up to 42"	158.00	170.00	112.00	89.00	107.00	134.00
	43" - 66"	240.00	261.00	167.00	131.00	158.00	208.00
	67" - 96"	355.00	377.00	231.00	186.00	219.00	293.00
301	Up to 42"	158.00	170.00	112.00	89.00	107.00	134.00
	43" - 66"	240.00	261.00	167.00	131.00	158.00	208.00
	67" - 96"	355.00	377.00	231.00	186.00	219.00	293.00
302	Up to 42"	178.00	189.00	130.00	89.00	123.00	149.00
	43" - 66"	261.00	285.00	192.00	131.00	181.00	232.00
	67" - 96"	389.00	410.00	266.00	186.00	251.00	339.00
302B	Up to 42"	178.00	189.00	130.00	103.00	123.00	149.00
	43" - 66"	261.00	285.00	192.00	155.00	181.00	232.00
	67" - 96"	389.00	410.00	266.00	219.00	251.00	339.00

Available in stainless steel, brass and bronze. UL Listed for fire rated doors. Add \$14.80 per edge - specify UL when ordering (300-UL). Includes Phillips Flat Head Sheet Metal Screw Fasteners. To defray set up costs, add 30% for less than 10 pieces. Add an additional \$14.00 for each cutout.

Order form available when ordering.

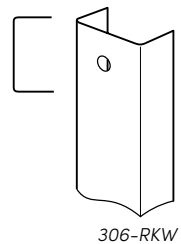
ROCKWOOD
ASSA ABLOY

Experience a safer
and more open world

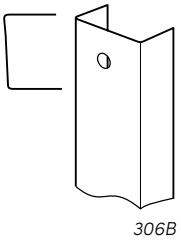
USA & Canada Prices Effective August 15, 2022
Check the websites for the most updated product information.

USA: 800 458 2424 • www.rockwoodmfg.com | Canada: 800 461 3007 • www.assaabloydss.ca
Copyright © 2021-2022, ASSA ABLOY Accessories and Door Controls Group, Inc. All rights reserved. Reproduction in whole or in part without the express written permission of ASSA ABLOY Accessories and Door Controls Group, Inc. is prohibited.

Non-Mortise Door Edges (UL Approved)



306-RKW



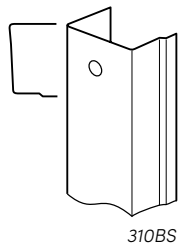
306B

Non-Mortise Door Edges							
Part	Height	3/605 4/606	10/612 10B/613	10BE/BSP	32D/630	32DMS	32D316
304	Up to 42"	158.00	170.00	112.00	89.00	107.00	134.00
	43" - 66"	240.00	261.00	167.00	131.00	158.00	208.00
	67" - 96"	355.00	377.00	231.00	186.00	219.00	299.00
305	Up to 42"	158.00	170.00	112.00	89.00	107.00	134.00
	43" - 66"	240.00	261.00	167.00	131.00	158.00	208.00
	67" - 96"	355.00	377.00	231.00	186.00	219.00	299.00
306-RKW	Up to 42"	178.00	189.00	130.00	103.00	123.00	149.00
	43" - 66"	261.00	285.00	192.00	155.00	181.00	232.00
	67" - 96"	389.00	410.00	266.00	219.00	251.00	339.00
306-AST	Up to 96"	1,018.00	1,018.00	1,015.00	961.00	961.00	1,101.00
306B	Up to 42"	178.00	189.00	130.00	103.00	123.00	149.00
	43" - 66"	261.00	285.00	192.00	155.00	181.00	232.00
	67" - 96"	389.00	410.00	266.00	219.00	251.00	339.00
306B-AST	Up to 96"	1,018.00	1,018.00	1,015.00	961.00	961.00	1,101.00
307	Up to 42"	204.00	216.00	157.00	128.00	147.00	181.00
	43" - 66"	309.00	331.00	238.00	196.00	223.00	276.00
	67" - 96"	456.00	475.00	348.00	281.00	329.00	414.00

Available in stainless steel, brass and bronze. UL Listed for fire rated doors. Add \$14.80 per edge - specify UL when ordering (304-UL). Includes Phillips Flat Head Sheet Metal Screw Fasteners. To defray set up costs, add 30% for less than 10 pieces. Add an additional \$14.00 for each cutout.

Order form available when ordering.

Overlapping Door Edges (UL Approved)



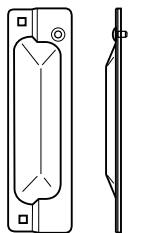
310BS

Overlapping Door Edges							
Part	Height	3/605 4/606	10/612 10B/613	10BE/BSP	32D/630	32DMS	32D316
308	Up to 42"	178.00	189.00	130.00	103.00	123.00	149.00
309	Up to 42"	178.00	189.00	130.00	103.00	123.00	149.00
310	Up to 42"	200.00	212.00	130.00	103.00	123.00	149.00
310B	Up to 42"	200.00	212.00	130.00	103.00	123.00	149.00
310BS	Up to 42"	200.00	212.00	130.00	103.00	123.00	149.00


Available in stainless steel, brass and bronze. UL Listed for fire rated doors. Add \$14.80 per edge - specify UL when ordering (308-UL). Includes Phillips Flat Head Sheet Metal Screw Fasteners. To defray set up costs, add 30% for less than 10 pieces. Add an additional \$14.00 for each cutout.

Order form available when ordering.

Latch Protectors



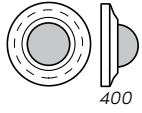
320-RKW



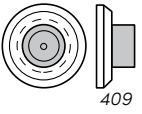
320CL

Latch Protectors				
Part	2C/603	10BE/BSP	26D/626	32D/630
320-RKW	18.80	61.00		34.90
320C	18.80	61.00		34.90
320CL	18.80	61.00		34.90
320CXL		61.00		34.90
321	14.50	45.20		25.80
322	13.20	45.20		21.00
325		104.00	60.00	
330		110.00		62.00

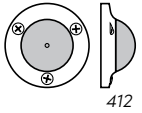
Stops



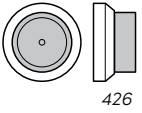
Solid Cast Wall Stops - Rubber Bumper						
Part	3/605	4/606 10/612 10B/613	10BE/ BSP	15/619	26D/ 626	26/625
400	11.30	14.40	19.10	14.40	9.60	18.00
401	11.50	14.80	18.00	14.80	10.00	18.20
402	12.00	15.20	18.70	15.20	10.60	19.00
403	11.30	14.40	19.10	14.40	9.60	18.00
404	11.50	14.80	19.60	14.80	10.00	18.20
405	12.00	15.20	20.30	15.20	10.60	19.00



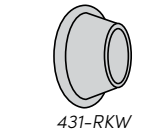
Wrought Wall Stops - Rubber Bumper						
Part	3/605 4/606	10/612	10BE/ BSP	26D/ 626	26/625	32D/ 630
406	4.80	4.80	6.60	4.80	5.00	3.10
409	4.80	4.80	6.60	4.80	5.00	3.10



Solid Cast Wall Stops - Rubber Bumper						
Part	3/605	4/606 10/612 10B/613	10BE/ BSP	15/619	26D/ 626	26/625
412	16.60	17.80	48.60	17.80	15.20	17.20
415	39.80	38.60	60.00	28.70	26.20	39.80
416	16.60	17.80	48.60	17.90	15.20	17.20



Wrought Wall Stops - Rubber Bumper			
Part	3/605	10BE/BSP	32D/630
426	5.50	14.90	5.40



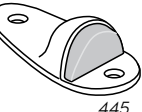
Solid Cast Wall Stop - Rubber Bumper						
Part	3/605 26/625	4/606	10B/613	10BE/ BSP	15/619	26D/ 626
430-RKW	9.20	10.30	10.00	13.70	14.80	7.70



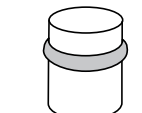
Wall Stops - Rubber Bumper		
Part	Gray	White
431-RKW	3.10	
432W		2.90



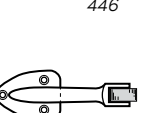
Dome Stops								
Part	3/605	4/606	10/612	10B/613	10BE/BSP	15/619	26D/626	26/625
440	7.30	7.80	9.00	8.20	12.40	11.30	6.70	7.70
441	8.40	8.20	9.40	8.60	13.60	10.30	7.70	8.20
441CU	12.60	12.00	14.00	12.60	19.10		11.20	11.90
441H	13.00	13.00	14.00	14.00	20.00	15.10	10.40	13.30
442	8.80	8.80	9.20	10.00	14.60	12.50	8.60	8.90
443	9.40	9.20	10.70	10.00	14.20	11.40	8.20	9.60



Cast Riser (for 440 & 441 Dome Stops)								
Part	3/605	4/606	10/612	10B/613	10BE/BSP	15/619	26D/626	26/625
444	4.20	4.20	4.60	4.60	6.60		3.80	4.20

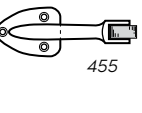


Heavy Duty Door Stops								
Part	3/605	4/606	10/612	10B/613	26D/626	10BE/BSP	15/619	26/625
445	27.60	27.00	27.00	27.00	17.80	39.20	28.90	27.80
445H	41.20	41.20	41.20	46.10	27.50	62.00	46.10	41.20



Door Stop								
Part	3/605	4/606	10/612	10B/613	26D/626	10BE/BSP	15/619	26/625
446	32.00	32.00	34.00	34.00	32.00	49.00	35.00	32.00

Riser (for 440 & 442 Dome Stops - 3/4" Riser; 2" Dia. Base)		
Part	Mill	ORB/BRS
449	6.20	6.70



Curved Roller Stop - Rubber Bumper						
Part	3/605	4/606 10/612	10B/613	10BE/ BSP	15/619 26/625	26D/626
455	36.10	39.80	41.80	55.00	43.70	34.30

Straight Roller Stops - Rubber Bumper								
Part	3/605	4/606	10/612	10B/613	10BE/BSP	15/619	26D/626	26/625
456-RKW	37.40	39.80	38.00	39.80	59.00	43.70	31.00	37.40
456B Gray (replacement bumper)								6.60
456L	41.20	42.40	42.40	43.70	61.00	54.00	38.60	51.00

Kick Down Door Stop - Rubber Bumper	
Part	BRS, BRZ, CRM
458	10.30

Spring Loaded Plunger Stop - Rubber Bumper								
Part	3/605	4/606	10/612	10B/613	10BE/BSP	15/619	26D/626	26/625
459	43.70	43.70	43.70	47.40	66.00	48.00	34.90	46.80

Kick Down Door Stops - Rubber Bumper			
Part	ALM, BRS, BRZ, ORB		
460			16.70
461	33.00	36.70	36.70

461B Gray or Black (replacement bumper)			
Part	3/605	4/606	10/612
461L	48.00	46.10	46.10

Heavy Duty Door Stops				
Part	2C/603	26D/626	32D/630	Black (BLK)
462	43.70			
463-RKW			44.90	
464-RKW		92.00		
465		60.00		
466-RKW				28.20
467-RKW				41.20
468-RKW				104.00

Door Stops - Rubber Bumper								
Part	3/605	4/606	10/612	10B/613	10BE/BSP	15/619	26D/626	26/625
470	28.70	34.90	34.90	37.40	49.30	41.20	27.80	40.60
471	28.70	34.90	34.90	37.40	49.30	41.20	27.80	40.60
472	59.00	59.00	59.00	64.00	84.00	67.00	38.00	70.00
473	59.00	59.00	59.00	64.00	84.00	67.00	38.00	70.00
474	36.10	36.70	36.70	37.40	49.30	41.20	27.10	40.60
475	34.30	34.90	34.90	37.40	49.30	39.20	27.40	38.60
476	52.00	52.00	52.00	55.00	74.00	59.00	36.70	65.00
477	52.00	52.00	52.00	55.00	74.00	59.00	36.70	65.00
480	32.40	31.00	31.00	32.40	43.30	41.20	27.50	39.80
480H	38.00	36.10	36.10	37.40	49.30	44.90	30.80	44.90
481	36.70	36.70	36.70	38.60	52.00	42.40	28.60	40.60
481H	38.60	37.40	37.40	39.20	52.00	46.10	31.80	46.10
481MP Powder Coat Finish								104.00
482	27.50	31.80	31.80	29.00	42.60	36.10	25.80	36.10
483	30.20	32.40	32.40	31.00	42.60	39.80	27.80	38.00
485	48.60	43.70	43.70	46.80	62.00	49.90	37.40	49.90

Angle Door Stop - Rubber Bumper	
Part	2C/603
486	11.50

Heavy Duty Wall Stop - Rubber Bumper	
Part	26D/626
487	46.80

ROCKWOOD
ASSA ABLOY

Experience a safer
and more open world

USA & Canada Prices Effective August 15, 2022
Check the websites for the most updated product information.

USA: 800 458 2424 • www.rockwoodmfg.com | Canada: 800 461 3007 • www.assaabloydss.ca
Copyright © 2021-2022, ASSA ABLOY Accessories and Door Controls Group, Inc. All rights reserved. Reproduction in whole or in part without the express written permission of ASSA ABLOY Accessories and Door Controls Group, Inc. is prohibited.

Door Stops (con't)

Door Stops						
Part	3/605	4/606	10/612	10B/613	10BE/BSP	15/619
488	66.00	66.00	72.00	72.00	110.00	70.00
489	80.00	80.00	89.00	89.00	131.00	89.00

Door Holder & Stop	
Part	26D/626
490	44.90

Automatic Door Holder & Stop								
Part	3/605	4/606	10/612	10B/613	10BE/BSP	15/619	26D/626	26/625
491-RKW	66.00	70.00	70.00	74.00	97.00	88.00	65.00	90.00
491R	68.00	72.00	72.00	76.00	100.00	173.00	66.00	91.00
491S	70.00	73.00	73.00	77.00	102.00		67.00	94.00
494-RKW	82.00	84.00	82.00	84.00	113.00	100.00	76.00	102.00
494R	83.00	86.00	83.00	86.00	114.00		77.00	103.00
494S	84.00	88.00	84.00	88.00	116.00		78.00	104.00

Concealed Magnetic Door Stop			
Part	26D/626	Black (BLK)	Clear
495* (Not available in Canada through Rockwood Manufacturing,.)	29.00	25.00	25.00

Door Stops - Rubber Bumper							
Part	3/605	4/606	10/612	10B/613	10BE/BSP	15/619	26D/626
505-RKW	14.20	18.60	18.60	18.60	24.70	20.00	17.00
508	22.70	22.70	22.70	25.00	33.10	25.60	22.70

Part	Polished Brass (BRS)			Burnished Aluminum (ALM)		
517	5.60			5.40		
518	18.10	18.60	20.60	27.20	20.60	18.20
519	15.20	18.10	19.40	25.80	20.40	18.10
520 White (replacement bumper)				8.40		

Part	Antique Brass (ANT)	Polished Brass (BRS)	Bright Nickel (NP)	Black (BLK)
525	1.70	1.70	1.90	1.90
526		1.80	2.20	
528	5.20	5.20	6.00	

Flush Bolts, Guides & Strikes

Flush Bolts, Guides & Strikes							
Part	3/605	4/606	10/612	10B/613	10BE/BSP	15/619	26D/626
550	30.70	37.40	37.40	39.80	57.00	42.40	48.00
550G	8.60			8.60	11.40		7.10
550S	8.60			8.60	11.40		7.10
554	70.00			70.00	98.00		67.00
554G	46.80			46.80	66.00		44.90
554S	46.80			46.80	66.00		44.90
555*	22.80	22.80	24.80	23.80	38.60	29.00	25.10
555B (1 1/2" standard bolt head)				8.60			
555B (extra long bolt head - specify length)				27.10			
555G	7.20			7.20	9.50		5.80
555S	7.20			7.20	9.50		5.80
555ROD/per ft. (specify length)							3.70
555 x 18BFB							185.00
556WS							52.00
557	34.90	34.90	34.90	34.90	61.00	46.80	36.10
557S	8.60			8.60	8.80		7.10
557 x 19BFB							205.00
570	26.20	24.40	27.20	27.20	43.90	31.80	26.30

*555.BSP Available for Quick Ship.

Gravity Door Coordinator

Gravity Door Coordinators					
Part	3/605	10/612	10BE/BSP	15/619	26D/626
576	83.00	83.00	126.00	92.00	71.00
576B Gray				3.40	

Surface Bolts

Surface Bolts					
Part	3/605	10B/613	10BE/BSP	26D/626	32D/630
580-8	38.60	40.60	88.00	32.40	68.00
580-12			102.00	38.00	
580-18			254.00	168.00	
580-24			274.00	187.00	
582-8					140.00
582-12					172.00

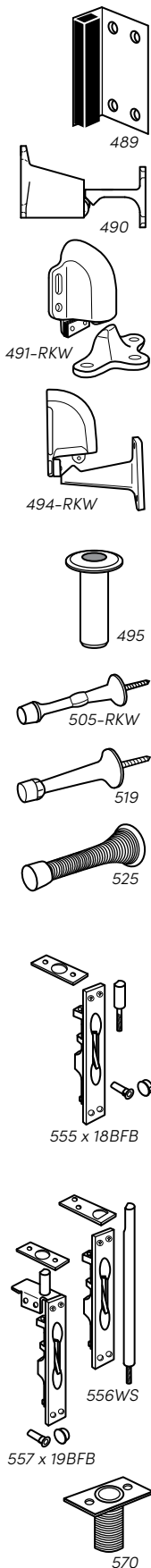
Heavy Duty Surface Bolts			
Part	3/605	10B/613	26D/626
585-12			146.00
585-24			181.00

Roller Latches

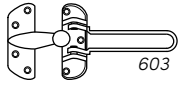
Roller Latches							
Part	3/605	4/606	10/612	10B/613	10BE/BSP	15/619	26D/626
590	39.20	55.00	55.00	42.40	73.00	46.80	40.60
590DA (Strike Only)	127.00		127.00		127.00		
590SO	23.30	23.30	23.30	23.30	32.60	27.80	21.70
591	42.40	58.00	58.00	51.00	77.00	65.00	55.00
591SO	27.80	27.80	26.30	27.80	36.80	32.40	24.70
592	39.20	55.00	55.00	41.20	73.00	55.00	40.60
592SO	23.30	23.30	23.30	23.30	32.60	26.30	21.70
593	82.00	82.00	82.00	108.00	92.00	60.00	89.00
593SO	23.30	4/606	10/612	10B/613	10BE/BSP	15/619	26D/626
594	51.00	51.00	51.00	55.00	73.00	55.00	51.00
594SO				32.60			

Gate Latch

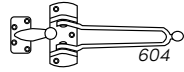
Gate Latch			
Part	4/606	10/612	26D/626
602	60.00	60.00	56.00
602 Spring (25 pk)			18.20



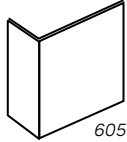
Door Guards




Door Guards					
Part	Antique Brass (ANT)	Polished Brass (BRS)	Bright Chrome (CRM)		
603	15.10	15.10	15.10		
603 Shim Clear Plastic		4.10			
Part	3/605	4/606	10/612 10B/613 15/619	26D/626	26/625
604	33.70	31.80	34.90	27.10	31.80
604 Shim Clear Plastic		4.20			



Door Guard Protection Plate

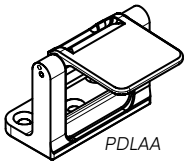


Door Guard Protection Plate				
Part	3/605 4/606	10/612 10B/613	26D/626	26/625
605	7.70	7.70	8.30	8.60
605SMS	15.80	17.40	15.80	15.80



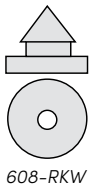
Wall Guard

Wall Guard		
Part	Pack Size	Clear
606-RKW	55/sheet	68.00



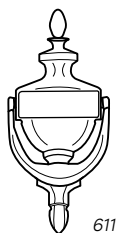
Privacy Door Latch

Privacy Door Latch						
Part	3/605	4/606	10BE/ BSP	15/619	26/625	26D/ 626
PDLAA	43.80	43.80	43.80	38.50	40.80	38.50



Door Silencers

Door Silencers			
Part	Pack Size	Clear	Gray Rubber
608-RKW	100		11.90
608CA	300	121.00	
609	100		17.50

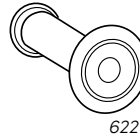


Door Knockers

Door Knockers							
Part	3/ 605	4/ 606	10/ 612	10B/ 613	10BE/ BSP	15/ 619	26D/ 626
611	51.00	66.00	66.00	70.00	90.00	73.00	49.90
614	41.80	55.00	44.90	55.00	74.00	70.00	40.60
614V	54.00	67.00	82.00	67.00	84.00	67.00	53.00

For 611, drill for Viewer. Add \$5.00.
Engraving up to four numbers add \$25.00.

Door Viewers



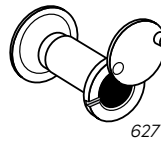
Door Viewers					
Part	Antique Bronze (ANT)	Polished Brass (BRS)	Bright Chrome (CRM)	Satin Nickel (STNN)	Dull Chrome (DCRM)
619	14.20	13.00	13.00	13.80	
620	8.00	8.00	8.00	9.40	
621	9.50	9.50	9.50		
622	12.10	12.10	12.10	13.80	12.20

Door Viewer Washers

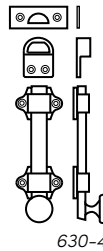
Door Viewer Washers				
Part	Antique Bronze (ANT)	Polished Brass (BRS)	Bright Chrome (CRM)	Satin Nickel (STNN)
618W	10.30	10.30	10.30	10.20

* Universal washer to fit all Rockwood Door Viewers.

Door Viewers with Covers

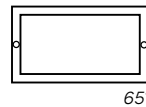


Door Viewers with Covers						
Part	Pack Size	Antique Bronze (ANT)	Polished Brass (BRS)	Bright Chrome (CRM)	Dull Chrome (DCRM)	Black (BLK)
620VC Covers Only	10	56.00	56.00	56.00		
622VC Covers Only	10	70.00	70.00	70.00		
624		12.70	12.70	12.70		
626		16.60	16.60	16.60	16.60	
627				23.40		30.80
628				22.80		29.90
629				24.60		32.40



Surface Bolts

Surface Bolts				
Part	3/605	10B/613	10BE/BSP	26D/626
630-4	33.70	39.80	84.00	32.40
630-8	62.00	74.00	132.00	60.00
630-12	113.00	145.00	224.00	140.00
630-24	190.00	245.00	424.00	236.00



Card Holder

Card Holder				
Part	3/605 4/606	10/612 10B/613	10BE/ BSP	26D/ 626
651	27.00	27.00	35.30	25.40

Decals

Decals	
Part	Price
660	8.60
661	8.60
662-RKW	8.90

THIS DOOR TO REMAIN UNLOCKED DURING BUSINESS HOURS
660

THIS DOOR TO REMAIN UNLOCKED WHILE BUILDING IS OCCUPIED
661

THESE DOORS TO REMAIN UNLOCKED WHILE BUILDING IS OCCUPIED
662-RKW

ROCKWOOD®
ASSA ABLOY

Experience a safer
and more open world

USA & Canada Prices Effective August 15, 2022
Check the websites for the most updated product information.

USA: 800 458 2424 • www.rockwoodmfg.com | Canada: 800 461 3007 • www.assaabloydss.ca
Copyright © 2021-2022, ASSA ABLOY Accessories and Door Controls Group, Inc. All rights reserved. Reproduction in whole or in part without the express written permission of ASSA ABLOY Accessories and Door Controls Group, Inc. is prohibited.

670 Series Engraved Signs

SPECIFY COPY

670

WOMEN

670W

PUSH

674H

670 Series Engraved								
Part	Black or Brown Plastic	28/628	3/605 4/606	10/612	10B/613	10BE/BSP	26/625 26D/626	32D/630
670 (1"H Letters or smaller)	11.70	15.90	16.50	17.10	17.40	37.50	17.10	31.20
670M	29.20	53.00	47.70	53.00	53.00	82.00		60.00
670W	41.40	73.00	76.00	84.00	84.00	115.00		85.00
670R	29.20	107.00	109.00	109.00	109.00	155.00		126.00
674H (PUSH)	34.20	44.60	67.00	60.00	60.00	80.00	60.00	65.00
674L (PULL)	34.20	44.60	67.00	60.00	60.00	80.00	60.00	65.00

Available in .125" thick plastic or .050" thick metal. Pricing for 670 is minimum of 3 letters. Over 3 letters there will be an additional charge per letter; per sign for Part's 670M, 670W, 670R. Over 1"H letters contact factory for pricing. Call for pricing on multi-line signs.

BF680 Series Barrier Free Signs

SPECIFY COPY

BF680

BF680 Series Barrier Free									
Part	Black, Blue, Brown or Red Plastic	28/628	3/605 4/606	10/612	10B/613	10BL/614	10BE/BSP	26/625 26D/626	32D/630
BF680	27.90	52.20	50.10	50.10	50.10	55.20	61.20	48.60	62.10
BF680M	52.00	117.00	109.00	109.00	109.00	128.00	161.00	104.00	127.00
BF680W	76.00	170.00	159.00	159.00	159.00	178.00	247.00	153.00	197.00
BF680R	107.00	248.00	231.00	231.00	231.00	252.00	379.00	224.00	306.00

Standard 1" letter height. Grade 2 Braille translations. Available in .125" non-glare plastic or .050" thick metal. Pricing is per letter for Part BF680 priced 3 letter minimum. Over 3 letters there will be additional charge per letter for Part's BF680M, BF680W, BF680R. Screw mounting provided. Self-adhesive mounting available.

BF Series ADA Tactile Signs



BF685



BF687



BF688

BF Series ADA Tactile							
Part	Black, Blue, Brown or Red Plastic	3/605 4/606	10/612 10BL/614	10BE/BSP	26/625 26D/626	32D/630	
BF683	90.00	269.00	269.00	306.00	247.00	248.00	
BF684	90.00	266.00	266.00	306.00	247.00	248.00	
BF685	90.00	266.00	266.00	306.00	247.00	248.00	
BF686	90.00	309.00	309.00	359.00	286.00	289.00	
BF687	90.00	288.00	288.00	333.00	265.00	267.00	
BF688	90.00	288.00	288.00	333.00	265.00	267.00	
BF689	90.00	309.00	309.00	359.00	286.00	289.00	

Standard 1" letter height. Grade 2 Braille translations. Available in .125" non-glare plastic or .050" thick metal. Screw mounting provided. Self-adhesive mounting available.

BFM Series ADA Molded Plastic Signs



BFM687



BFM688



BFM689

Molded Plastic		
Part	Black	Blue
BFM682	21.50	21.50
BFM684	21.50	21.50
BFM685	21.50	21.50
BFM686	21.50	21.50
BFM687	21.50	21.50
BFM688	21.50	21.50
BFM689	21.50	21.50

Standard 5/8" letter height. Grade 2 Braille translations. Self-adhesive mounting.



BFM624



BFM625

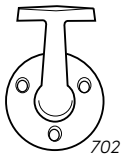
All Gender Restroom Signs

Molded Plastic	
Part	Blue
BFM624	29.40
BFM625*	23.40

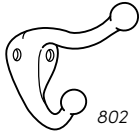

*Standard 5/8" letter height. Grade 2 Braille translations. Self-adhesive mounting.

Auxiliary Hardware

Hand Rail Brackets - Specify Wood or Metal Rail						
Part	3/605	10B/613	10BE/BSP	15/619	26D/626	26/625
700	76.00	84.00		92.00	82.00	82.00
701	77.00	83.00	113.00	88.00	77.00	77.00
702	68.00	74.00	104.00	82.00	71.00	71.00



Coat Hooks							
Part	3/605	10B/613	10BE/BSP	15/619	15A/620	26D/626	26/625
790	11.60	15.50	30.60		29.00	10.70	12.70
796	12.20	16.70	32.60	16.90	27.00	13.00	10.70
802	13.90	18.10	37.30	17.30	28.40	14.80	11.90
806	15.50	19.90	40.00	19.90	29.90	17.00	13.80




Ball Knob						
Part	3/605	10B/613	10BE/BSP	15/619	26D/626	26/625
841	11.30	16.70	25.90	17.00	10.80	11.30



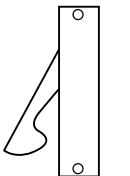
Utility Pull					
Part	3/605 4/606	10B/613	10BE/BSP	26/625 26D/626	Burnished Aluminum
845	40.60	44.30	58.00	43.00	15.80



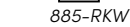
Wire Pulls - Specify Door Thickness							
Part	3/605 4/606	10B/613	10BE/BSP	26D/626	26/625	32D/630	32DMS
850	40.40	43.00	46.80	38.50	38.50	36.40	51.00
851	40.40	43.00	46.80	38.50	38.50	36.40	51.00
852	40.40	43.00	46.80	38.50	38.50	36.40	51.00
853	38.00	14.80	35.10	9.10	8.60	9.30	38.30
856-RKW	44.90	46.20	53.00	43.00	43.00	42.30	58.00



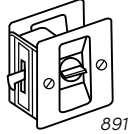
Flush Pulls				
Part	3/605	10BE/BSP	26D/626	32D/630
860		17.90		8.20
870		7.10	11.90	5.20
872		18.00	39.20	20.40



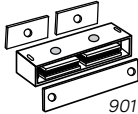
Edge Pulls					
Part	3/605	10B/613	10BE/BSP	26D/626	26/625
880	16.30	17.90		15.80	
885-RKW	54.00	61.00	100.00	59.00	61.00



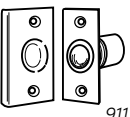
Pocket Door Pulls - For use on 1 3/8" to 1 3/4" Doors				
Part	3/605	10B/613	26D/626	26/625
890	16.70	17.90	16.10	16.70
891	17.30	18.80	16.80	17.30



Magnetic Catches		
Part	Brass	Aluminum
900	10.80	11.40
901	15.50	16.30

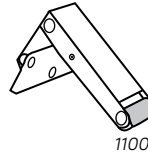


Adjustable Ball Catches		
Part	3/605	26D/626
910	11.40	11.30
910RC	16.80	15.10
911	12.00	12.00
911RC	18.40	16.80

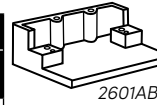


Coordinators

Carry Bar for 2600 Series Coordinators				
Part	Black	3/605 4/606	10/612 26D/626	10B/613
1100	70.00	95.00	61.00	95.00



Mounting Brackets (For Soffit Applied Hardware)		
Part	Black	28/628
2601AB	23.30	33.00
2601C	23.30	33.00



2600 Series Coordinators w/Filler and Filler Bars		
NX2648-NX2654	148.00	167.00
2655-2660	160.00	152.00
2661-2672	122.00	152.00
2673-2696	142.00	167.00
L2662-L26112	119.00	248.00
FB-1	45.50	37.40
FB-2	43.70	43.10

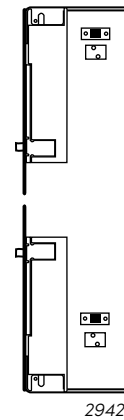
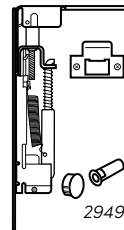


1700 Universal Door Coordinator		
1700	131.00	136.00



Flush Bolts

Flush Bolts						
Part	3/605 4/606 10B/613	10BE/BSP	26/625	26D/626	32D/630	32/629
2805	94.00	149.00		91.00	91.00	102.00
2840	94.00	149.00	94.00	91.00	91.00	
2842	179.00	283.00	179.00	160.00	161.00	
2845	179.00	283.00	179.00	172.00	174.00	
2848	179.00	283.00			174.00	194.00
2849	179.00	283.00			174.00	194.00
2905	98.00	145.00		95.00	96.00	108.00
2940	98.00	145.00	98.00	95.00	96.00	
2942	192.00	305.00	192.00	172.00	174.00	
2945	192.00	305.00	192.00	186.00	187.00	
2948	192.00	282.00			187.00	210.00
2949	192.00	275.00			187.00	210.00
2960	224.00	331.00			220.00	246.00
2962	224.00	331.00			220.00	246.00
BFB (wood or metal door)					152.00	
CPK	27.00	36.80			26.20	29.40



ROCKWOOD
ASSA ABLOY

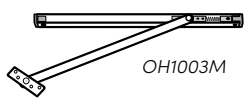
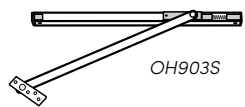
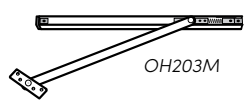
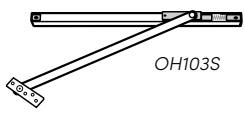
Experience a safer
and more open world

USA & Canada Prices Effective August 15, 2022
Check the websites for the most updated product information.

USA: 800 458 2424 • www.rockwoodmfg.com | Canada: 800 461 3007 • www.assaabloydss.ca
Copyright © 2021-2022, ASSA ABLOY Accessories and Door Controls Group, Inc. All rights reserved. Reproduction in whole or in part without the express written permission of ASSA ABLOY Accessories and Door Controls Group, Inc. is prohibited.

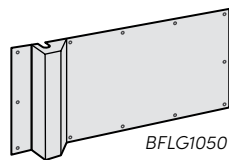
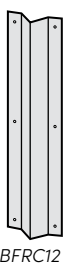
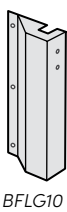
Overhead Holders & Stops

Heavy Duty Concealed		
Part	10BE	32D/630
OH101S	347.00	386.00
OH102S	347.00	386.00
OH103S	347.00	386.00
OH104S	347.00	386.00
OH105S	347.00	386.00
OH101H	317.00	352.00
OH102H	317.00	352.00
OH103H	317.00	352.00
OH104H	317.00	352.00
OH105H	317.00	352.00
Standard Duty Concealed		
OH201M	126.00	156.00
OH202M	126.00	156.00
OH203M	126.00	156.00
OH204M	126.00	156.00
OH205M	126.00	156.00
Heavy Duty Surface Mounted		
OH901S	320.00	344.00
OH902S	320.00	344.00
OH903S	320.00	344.00
OH904S	320.00	344.00
OH905S	320.00	344.00
OH901H	320.00	344.00
OH902H	320.00	344.00
OH903H	320.00	344.00
OH904H	320.00	344.00
OH905H	320.00	344.00
Standard Duty Surface Mounted		
OH1001M	126.00	170.00
OH1002M	126.00	170.00
OH1003M	126.00	170.00
OH1004M	126.00	170.00
OH1005M	126.00	170.00



Covers

Latch Guard Covers - .050" Thick (Specify Handing)				
Part	3/605	10B/613	10BE/BSP	32D/630
BFLG10			204.00	154.00
BFLG12			214.00	158.00
BFLG16			235.00	179.00
Vertical Rod Covers - .050" Thick				
BFRC12	169.00	180.00	162.00	58.00
BFRC24	198.00	198.00	238.00	82.00
Vertical Rod Latch Guard Cover				
Part	Width of Door	10BE/BSP	32D/630	
BFLG1050	Up to 36"	340.00	256.00	



Over 36" add \$1.50/in.

USA & Canada Prices Effective August 15, 2022

Check the websites for the most updated product information.

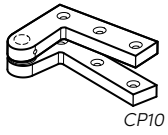
USA: 800 458 2424 • www.rockwoodmfg.com | Canada: 800 461 3007 • www.assaabloydss.ca

Copyright © 2021-2022, ASSA ABLOY Accessories and Door Controls Group, Inc. All rights reserved. Reproduction in whole or in part without the express written permission of ASSA ABLOY Accessories and Door Controls Group, Inc. is prohibited.

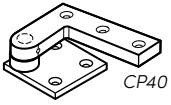
ROCKWOOD®

ASSA ABLOY

Experience a safer
and more open world



CP10



CP40

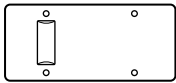
Pivots

Standard Head				
Part	3/605 4/606	10/612 10B/613	10BE/BSP	26/625 26D/626
CP10	352.00	385.00	529.00	372.00
CP10HD	510.00	545.00	751.00	528.00
Standard Floor				
CP40	352.00	385.00	529.00	372.00
CP40HD	510.00	545.00	751.00	528.00

Prices are for 1 3/4" thick wood doors. Pivots for thicker doors are priced on application. Allow 4 weeks delivery. NOTE: Pivots are 3/8" x 7/8" wide; HD (heavy duty) pivots are 1/2" x 1" wide.

Order form available when ordering.

Custom Strikes



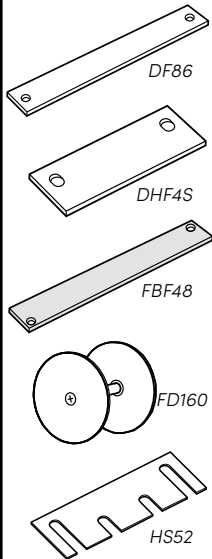
590DA

Custom Strikes					
Part	Quantity	3/605 4/606 10/612 10B/613	10BE/ BSP	26/625 26D/626 32/629	32D/ 630
CS-ASA1, CS-ASA2, CS-OM, CS-T, 590-DA	Up to 5	71.00	86.00	71.00	56.00
	6 to 10	62.00	78.00	64.00	51.00
	11 to 20	59.00	73.00	59.00	44.40
	21 +	55.00	68.00	55.00	41.20

.090" Thick (€102.00 minimum charge. Made to your specifications.)

Order form available when ordering.

Filler Plates & Shims



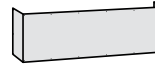
Filler Plates & Shims			Part	Pack Size	Price
Part	Pack Size	Price	HS54	50	101.00
DF86	25	116.00	LA86	25	208.00
DFF4	25	88.00	LF161	25	78.00
DFF5	25	97.00	SFASA	25	76.00
DHF4B	25	90.00	SF160	25	67.00
DHF4S	25	94.00	SFB160	25	70.00
DHF5B	25	88.00			
DHF5S	25	97.00			
FBF48	25	103.00			
FBS48	25	61.00			
FC161	25	112.00			
FD160	25	97.00			
HS42	50	78.00			
HS44	50	94.00			
HS52	50	94.00			

Sold in pack quantities only.

Angle Plates



KB1150



KB1151



KB1152

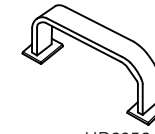
Angle Plates		
Part	Description	Pricing
KB1150 Style A	One-Sided	Fax or Email Dimensions for Pricing
KB1151 Style C	Two-Sided	Fax or Email Dimensions for Pricing
KB1152 Style B	Bottom	Fax or Email Dimensions for Pricing

.050" Thick - Refer to page 40 for Angle Plate Fasteners. Add \$39.70 list per bend to plates price.

Order form available when ordering.

Trim Protector Bars

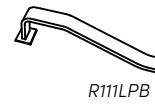
Heavy Duty - 3/8" thick stainless for heavy traffic.



HD2250

Part	CTC	10BE/ BSP	32D/ 630	32DMS
HD2230	8"	270.00	189.00	254.00
HD2240	8"	270.00	189.00	254.00
HD2250	8"	270.00	189.00	254.00

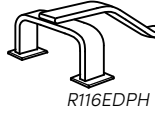
Lever - 3/8" thick for heavy traffic.



R111LPB

Part	10BE/ BSP	32D/ 630	32DMS
R101LPB	189.00	126.00	194.00
R102LPB	304.00	236.00	285.00
R111LPB	195.00	131.00	183.00
R112LPB	348.00	274.00	326.00
R115LPB	215.00	139.00	201.00

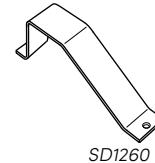
Exit Device - 3/8" thick stainless for heavy traffic. Field cutting hinge end of exit device is required.



R116EDPH

R116EDPL	480.00	353.00	449.00
R116EDPH	480.00	353.00	449.00

Standard Duty - 3/16" thick stainless for moderate traffic.



SD1260

SD1230	99.00	68.00	94.00
SD1240	99.00	68.00	94.00
SD1250	99.00	68.00	94.00
SD1260	99.00	68.00	94.00



Experience a safer and more open world

USA & Canada Prices Effective August 15, 2022
Check the websites for the most updated product information.

USA: 800 458 2424 • www.rockwoodmfg.com | Canada: 800 461 3007 • www.assaabloydss.ca
Copyright © 2021-2022, ASSA ABLOY Accessories and Door Controls Group, Inc. All rights reserved. Reproduction in whole or in part without the express written permission of ASSA ABLOY Accessories and Door Controls Group, Inc. is prohibited.

Door Plates Hundred Square Inch Size Chart

To calculate the list price of kick plate, use the hundred square inch number times the list price. (Example: 10" x 34" is 3.40 square inches.) Take that number times the list price from the following page. (Example: 32D list \$15.40 x 3.40 = \$52.36)

H/W	24"	26"	28"	30"	32"	34"	36"	38"	40"	42"	44"	46"	48"
4"	0.96	1.04	1.12	1.20	1.28	1.36	1.44	1.52	1.60	1.68	1.76	1.84	1.92
6"	1.44	1.56	1.68	1.80	1.92	2.04	2.16	2.28	2.40	2.52	2.64	2.76	2.88
8"	1.92	2.08	2.24	2.40	2.56	2.72	2.88	3.04	3.20	3.36	3.52	3.68	3.84
10"	2.40	2.60	2.80	3.00	3.20	3.40	3.60	3.80	4.00	4.20	4.40	4.60	4.80
12"	2.88	3.12	3.36	3.60	3.84	4.08	4.32	4.56	4.80	5.04	5.28	5.52	5.76
14"	3.36	3.64	3.92	4.20	4.48	4.76	5.04	5.32	5.60	5.88	6.16	6.44	6.72
16"	3.84	4.16	4.48	4.80	5.12	5.44	5.76	6.08	6.40	6.72	7.04	7.36	7.68
18"	4.32	4.68	5.04	5.40	5.76	6.12	6.48	6.84	7.20	7.56	7.92	8.28	8.64
20"	4.80	5.20	5.60	6.00	6.40	6.80	7.20	7.60	8.00	8.40	8.80	9.20	9.60
22"	5.28	5.72	6.16	6.60	7.04	7.48	7.92	8.36	8.80	9.24	9.68	10.12	10.56
24"	5.76	6.24	6.72	7.20	7.68	8.16	8.64	9.12	9.60	10.08	10.56	11.04	11.52
26"	6.24	6.76	7.28	7.80	8.32	8.84	9.36	9.88	10.40	10.92	11.44	11.96	12.48
28"	6.72	7.28	7.84	8.40	8.96	9.52	10.08	10.64	11.20	11.76	12.32	12.88	13.44
30"	7.20	7.80	8.40	9.00	9.60	10.20	10.80	11.40	12.00	12.60	13.20	13.80	14.40
32"	7.68	8.32	8.96	9.60	10.24	10.88	11.52	12.16	12.80	13.44	14.08	14.72	15.36
34"	8.16	8.84	9.52	10.20	10.88	11.56	12.24	12.92	13.60	14.28	14.96	15.64	16.32
36"	8.64	9.36	10.08	10.80	11.52	12.24	12.96	13.68	14.40	15.12	15.84	16.56	17.28
38"	9.12	9.88	10.64	11.40	12.16	12.92	13.68	14.44	15.20	15.96	16.72	17.48	18.24
40"	9.60	10.40	11.20	12.00	12.80	13.60	14.40	15.20	16.00	16.80	17.60	18.40	19.20
42"	10.08	10.92	11.76	12.60	13.44	14.28	15.12	15.96	16.80	17.64	18.48	19.32	20.16
44"	10.56	11.44	12.32	13.20	14.08	14.96	15.84	16.72	17.60	18.48	19.36	20.24	21.12
46"	11.04	11.96	12.88	13.80	14.72	15.64	16.56	17.48	18.40	19.32	20.24	21.16	22.08
48"	11.52	12.48	13.44	14.40	15.36	16.32	17.28	18.24	19.20	20.16	21.12	22.08	23.04

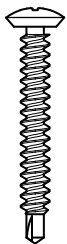
Options

Option	Add	12"H or Less	Over 12" - 48"H
HVBEV	Heavy Beveled Edges	8.00	13.70
BEV	Beveled - No charge included on all plates		
CSK	Countersunk Holes	0.60 per hundred square inch	
SA	Self-Adhesive Mount	21.00	43.50
	CFC		45.60
	Cut for Louver		142.00
	Notch for Armor		65.00
	Add Row of Screws		20.50
	UL Listing		13.30

Order form available for K1050 for Notch, Cylinder and Louver preps.

Screw Quantity Chart

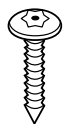
Height/Length	17" - 24"	25" - 32"	33" - 40"	41" - 48"
4" - 12"	8 pcs.	10 pcs.	12 pcs.	14 pcs.
13" - 18"	10 pcs.	12 pcs.	14 pcs.	16 pcs.
19" - 24"	12 pcs.	14 pcs.	16 pcs.	18 pcs.
25" - 32"	16 pcs.	18 pcs.	20 pcs.	22 pcs.
33" - 40"	18 pcs.	20 pcs.	22 pcs.	24 pcs.
40" - 48"	20 pcs.	22 pcs.	24 pcs.	26 pcs.



Cut Installation Time in Half with SELF DRILLING TEK SCREWS

- For US32D Kick Plates SP1050; \$47.90/Hundred Pack.
- For US3 Kick Plates SP1069; \$88.00/Hundred Pack
- Packed with each plate - specify when ordering "by TEK Screws".

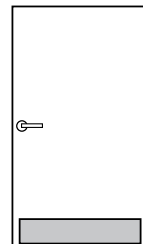
Size	Screws Required	US32D 630
8" x 34"	12	5.75
10" x 34"	12	5.75
12" x 34"	12	5.75
16" x 34"	14	6.71
36" x 34"	22	10.54



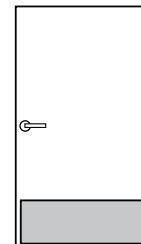
TORX SECURITY SCREWS

- For US32D Kick Plates SP1042; \$95.00/Hundred Pack.
- Packed with each plate - specify when ordering "by TORX Screws".

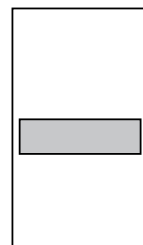
Size	Screws Required	US32D 630
8" x 34"	12	11.40
10" x 34"	12	11.40
12" x 34"	12	11.40
16" x 34"	14	13.30
36" x 34"	22	20.90



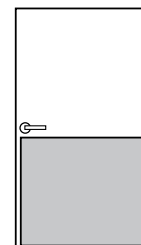
Mop Plate
Up to 8"H x 48"W



Kick Plate
6" to 12"H x 48"W



Stretcher Plate
6" to 12"H and up to 48"W



Armor Plate
Up to 48"H x 48"W

USA & Canada Prices Effective August 15, 2022

Check the websites for the most updated product information.

USA: 800 458 2424 • www.rockwoodmfg.com | Canada: 800 461 3007 • www.assaabloydss.ca

Copyright © 2021-2022, ASSA ABLOY Accessories and Door Controls Group, Inc. All rights reserved. Reproduction in whole or in part without the express written permission of ASSA ABLOY Accessories and Door Controls Group, Inc. is prohibited.

ROCKWOOD

ASSA ABLOY

Experience a safer
and more open world

Price includes bevel edges!

Door Plates

Finish	Maximum Size	8", 10", 12" Height	4", 6" Special Height <12"	12.1" ≤ 36" High	36.1" ≤ 48" High
K1050					
K1050WS (UL+WS add)					
US32D	48" x 48"	15.40	18.60	15.90	15.90
US32DMS	48" x 48"	25.30	30.10	25.60	25.60
US32D316	40" x 48"	21.20	25.40	21.90	21.90
US32	48" x 48"	34.80	41.80	35.50	35.50
US3	48" x 48"	48.90	58.00	62.00	74.00
US4	48" x 48"	48.90	58.00	62.00	74.00
US9	48" x 48"	54.00	66.00	69.00	84.00
US10	48" x 48"	59.00	70.00	70.00	85.00
US10B	48" x 48"	56.00	68.00	70.00	85.00
10BE/BSP (Stock PC's)	48" x 48"	24.50	29.40	25.30	25.30
4E	48" x 48"	27.00	32.30	27.80	27.80
US15	24" x 48"	57.00	68.00		
US26D	24" x 48"	56.00	68.00		
US26	24" x 48"	56.00	68.00		
US5	48" x 48"	56.00	68.00	70.00	85.00
US28	48" x 48"	13.70	16.50	14.30	14.30
K1038					
US32D	48" x 48"	15.40	18.60	15.90	15.90
K1062					
32D	48" x 48"	48.90	48.90	48.90	48.90
32DMS	48" x 48"	53.00	53.00	53.00	53.00
10BE/BSP (Stock PC's)	48" x 48"	54.00	54.00	54.00	54.00
K1125					
US32D	48" x 48"	122.00	122.00	122.00	122.00
US3	48" x 48"	228.00	228.00	228.00	228.00
US4	48" x 48"	228.00	228.00	228.00	228.00
US9	48" x 48"	262.00	262.00	262.00	262.00
US10	48" x 48"	246.00	246.00	246.00	246.00
US10B	48" x 48"	246.00	246.00	246.00	246.00
10BE/BSP (Stock PC's)	48" x 48"	137.00	137.00	137.00	137.00
US28	48" x 48"	66.00	66.00	66.00	66.00
ALM DIA	48" x 48"	68.00	68.00	68.00	68.00
K2125					
Stock Plastic	48" x 48"	38.90	38.90	38.90	38.90
K3125					
Stock Plastic	48" x 48"	16.80	16.80	16.80	16.80
K4125					
Clear Plastic	48" x 48"	16.80	16.80	16.80	16.80
K2060					
Stock Kydex .060"	48" x 48"	19.00	21.80	19.00	19.00

OTHER OPTIONS

- Countersunk on .050" Metal Plates add \$0.60 per hundred square inch.
- SA - Self Adhesive Kick Plates 12" high & under add \$21.00 each, over 12" high add \$43.50 each (not available on any US10B size or Brass & Bronze Base Plates over 24" high).

FOR FIRE RATED OPENINGS

- K1050-F* Screw Mounted Plates for steel fire doors rated up to and including 3 hours and wood composite type fire doors rated up to 1 1/2 hours. Available in US32D and all other metal finishes. **Add \$13.30 per plate.** (Maximum Size: 54"H x 46 1/2"W) **UL Approved.**
- K2060SA-F* Self-Adhesive Kydex for 90-minute wood door and 3-hour metal door. **Add \$13.30 per plate.** (Maximum Size: 54"H x 46 1/2"W) **UL Approved.**



* **NFPA 80 STANDARDS — 6.4.5 Protection Plates:** Factory-installed protection plates shall be installed in accordance with the listing of the door. Field-installed protection plates shall be labeled and installed in accordance with their listing. *Exception: Labeling is not required where the top of the protection plate is not more than 16" (406 mm) above the bottom of the door.*

NOTE: Door Plate list pricing is per Hundred Square Inches. Refer to "Hundred Square Inch Size Chart" on page 29 to calculate the list price of each door plate and other available options. See page 40 for special kick plate fasteners.

NOTE: K1050WS plates have a UL and Windstorm rating, add \$38.30 per plate.



Experience a safer and more open world

USA & Canada Prices Effective August 15, 2022
Check the websites for the most updated product information.

USA: 800 458 2424 • www.rockwoodmfg.com | Canada: 800 461 3007 • www.assaabloydss.ca
Copyright © 2021-2022, ASSA ABLOY Accessories and Door Controls Group, Inc. All rights reserved. Reproduction in whole or in part without the express written permission of ASSA ABLOY Accessories and Door Controls Group, Inc. is prohibited.

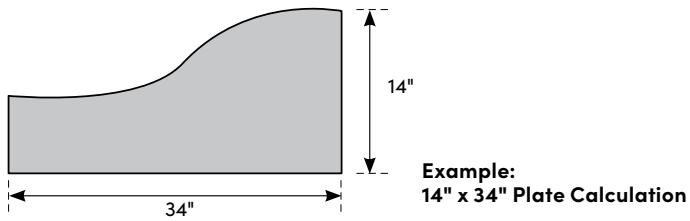


K1050-1 - K1050-8 & K1050A-1 - K1050A-8 (.050" Thick) Shaped Metal Plates Add-On Chart

Add unit price below to list price for kick plate from above chart. Prices are based on same size and same shape.

Pieces	Pricing
1 - 10 Pieces	Email Dimensions and Quantities for Pricing
11 - 20 Pieces	Email Dimensions and Quantities for Pricing
21+ Pieces	Email Dimensions and Quantities for Pricing

To calculate Shapes™ metal plate price use the largest height x width dimension of the size required to make your design. Refer to "Hundred Square Inch Size Chart" on page 29 and the list price for 32D K1050 kick plates above. Then add the per plate charge supplied by the factory.



USA & Canada Prices Effective August 15, 2022

Check the websites for the most updated product information.

USA: 800 458 2424 • www.rockwoodmfg.com | Canada: 800 461 3007 • www.assaabloydss.ca

Copyright © 2021-2022, ASSA ABLOY Accessories and Door Controls Group, Inc. All rights reserved. Reproduction in whole or in part without the express written permission of ASSA ABLOY Accessories and Door Controls Group, Inc. is prohibited.

ROCKWOOD®

ASSA ABLOY

Experience a safer
and more open world

Architectural Finishes

Most of Rockwood's products are available in all of the following architectural finishes. The catalog indicates exceptions. This finish list is grouped by base metal.

Base Metal	Description	Price Book Code	Rockwood Code	BHMA Code
Aluminum	Satin	27	US27	627
Aluminum	Clear Anodized	28	US28	628
Aluminum	Light Bronze Anodized	311	311	—
Aluminum	Medium Bronze Anodized	312	312	—
Aluminum	Dark Bronze Anodized	313	313	710
Aluminum	Extra Dark Bronze Anodized	314	314	—
Aluminum	Black Anodized	315	315	711
Aluminum	White Powder Coat	WPC	WPC	—
Aluminum	Red Powder Coat	RPC	RPC	—
Aluminum	Black Powder Coat	BPC	BPC	—
Brass	Polished Clear Coated	3	US3	605
Brass	Polished No Coating	3NL	US3NL	—
Brass	Satin Clear Coated	4	US4	606
Brass	Satin Oxidized Relieved	5	US5	609
Brass	Satin Nickel Plated Clear Coated	15	US15	619
Brass	Satin Nickel Blackened Relieved Clear Coated	15A	US15A	620
Brass	Flat Black Powder Coated	19	US19	622
Brass	Polished Chrome Plated	26	US26	625
Brass	Satin Chrome Plated	26D	US26D	626
Bronze*	Polished Clear Coated	9	US9	611
Bronze*	Satin Clear Coated	10	US10	612
Bronze*	Satin Black Oxidized Oil Rubbed	10A	US10A	722
Bronze*	Satin Oxidized Oil Rubbed	10B	US10B	613
Bronze*	Satin Oxidized Clear Coated	10BL	US10BL	614
Bronze*	Dark Oxidized Statuary Clear Coated	20A	US20A	624
Stainless Steel	Polished	32	US32	629
Stainless Steel	Satin	32D	US32D	630
Special Finishes (see descriptions)				
Stainless Steel	Satin MicroShield® Coated	32DMS***	US32DMS***	—
Stainless Steel	Polished 316 Alloy	32316***	US32316***	—
Stainless Steel	Satin 316 Alloy	32D316***	US32D316***	—
	Dark Oxidized Satin Bronze, Equivalent	10BE	10BE	(613E)
	Black Suede Powder Coat	BSP	BSP	—
	White Suede Powder Coat	WSP	WSP	—
	Wrought Black Powder Coat	WB	WB	—

ROCKWOOD®
ASSA ABLOY

Experience a safer
and more open world

Special Finishes Description

32DMS (MicroShield®): As part of its promise to provide innovative solutions to their customers, ASSA ABLOY Group companies offer the MicroShield® technology, a silver-based antimicrobial coating designed to inhibit the spread of germs and bacteria.

32316 and **32D316** are made from alloy 316 stainless steel containing molybdenum and extra nickel giving it substantially higher corrosion resistance than the standard stainless steels typically used in door hardware. This finish is ideal for use in coastal, urban, and industrial areas that have harsh environmental conditions. **32316** (polish) finishes offer the best corrosion resistance and should be used in caustic environments.

10BE Dark Oxidized Satin Bronze equivalent: This finish provides the richness and warmth of the 10B/613 "living" finish, but maintains its original color and appearance and will not fade or wear over time. The 10BE finish is offered by Corbin Russwin, McKinney, Norton, Rixson, Rockwood, SARGENT and Yale, providing visual consistency between ASSA ABLOY Group brands.

* On most bronze finishes we will supply solid bronze material. Where solid bronze material is not available, we will use brass as a base material with a bronze look powder coat in its place.

*** Available on select items as indicated by the finish icon throughout the catalog.



MicroShield

MicroShield® is a registered trademark of Yale Security Inc., an ASSA ABLOY Group company.

USA & Canada Prices Effective August 15, 2022
Check the websites for the most updated product information.

USA: 800 458 2424 • www.rockwoodmfg.com | Canada: 800 461 3007 • www.assaabloydss.ca
Copyright © 2021-2022, ASSA ABLOY Accessories and Door Controls Group, Inc. All rights reserved. Reproduction in whole or in part without the express written permission of ASSA ABLOY Accessories and Door Controls Group, Inc. is prohibited.

Set Mounting Charges

Mounting Spec #	Door Type	Pull Type	Mounting Type			Add On
			Pull Free End	Push Free End	Common End	
T1	Metal & Wood	Straight or Offset	12	12	5	34.48
T1HD	Metal & Wood	Straight or Offset	12HD	12HD	5HD	42.11
T2	Glass	Straight or Offset	15	15	13	43.69
T2HD	Glass	Straight or Offset	15HD	15HD	13HD	52.43
T3*	Metal & Wood	Straight or Offset	1	1	5	Included
T3HD	Metal & Wood	Straight or Offset	1HD	1HD	5HD	15.55
T4	Metal	Straight	6	6	5	13.37
T4HD	Metal	Straight	6HD	6HD	5HD	19.92
T4	Metal	Offset	17	17	16	19.91
T4HD	Metal	Offset	17HD	17HD	16HD	24.50
T5	Wood	Straight or Offset	8	8	5	16.14

*T3 is the standard mounting method for Metal and Wood Doors.

NOTE: Heavy Duty (HD) mounting features hex drive for positive tightening and large overall size for superior strength. Recommended for high frequency and rough service openings.

Mounting Types

Pull Style	PULL ON ONE SIDE OF DOOR								PULL ON BOTH SIDES OF DOOR (BTB)				
	Thru Bolt	Deco Thru Bolt	Concealed						Conehead/Set Screw				Lug Plate
Door Type	Wood/Metal	Glass	Metal	Metal	Wood	Metal	Metal	Wood/Metal	Glass		Any		
Coneheads	NA	NA	NA	Single	Single	Single	Double	Double	Single	Double	Single		
Mounting Type	Type 1	Type 12	Type 15	Type 6	Type 6R	Type 8	Type 17	Type 17R	Type 5	Type 16	Type 13	Type 18	Type 9
Standard (STD) Bolt Size	¼"-20	¼"-20	¼"-20	¼"-20	¼"-20	¼"-20	¼"-20	¼"-20	¼"-20	¼"-20	¼"-20	¼"-20	¼"-20
Price	INCL	30.02	35.47	8.91	14.06	11.68	13.28	18.76	8.91	13.25	16.43	22.75	29.46
Heavy Duty (HD) Bolt Size	⅝"-18	⅝"-18	⅝"-18	⅝"-18	⅝"-18	⅝"-18	⅝"-18	⅝"-18	⅝"-18	⅝"-18	⅝"-18	⅝"-18	
Price	8.91	35.47	42.03	13.28	19.90	16.33	16.33	23.47	13.28	16.33	20.80	26.02	
Extra Heavy Duty (XHD) Bolt Size	¾"-16	¾"-16	¾"-16										
Price	13.04	38.75	45.31										

Straight Pulls														
Pull Type	Dia.	MAXIMUM BOLT SIZE ALLOWED								MAXIMUM BOLT SIZE ALLOWED				
		Type 1	Type 12	Type 15	Type 6	Type 6R	Type 8	Type 17	Type 17R	Type 5	Type 16	Type 13	Type 18	Type 9
Straight	⅝"	STD	STD	STD			STD					STD		
Straight	¾"	HD	HD	HD	STD		STD					STD		STD
Straight	1"	HD	HD	HD	HD	HD	HD					HD		STD

Offset Pulls														
Pull Type	Dia.	MAXIMUM BOLT SIZE ALLOWED								MAXIMUM BOLT SIZE ALLOWED				
		Type 1	Type 12	Type 15	Type 6	Type 6R	Type 8	Type 17	Type 17R	Type 5	Type 16	Type 13	Type 18	Type 9
Offset	⅝"	STD	STD	STD								STD		
Offset	¾"	HD	HD	HD								STD		
Offset	1"	XHD	XHD	XHD				HD	STD		HD	HD		
Offset	1 ¼"	XHD	XHD	XHD				HD	STD		HD	HD		

USA & Canada Prices Effective August 15, 2022

Check the websites for the most updated product information.

USA: 800 458 2424 • www.rockwoodmfg.com | Canada: 800 461 3007 • www.assaabloydss.ca

Copyright © 2021-2022, ASSA ABLOY Accessories and Door Controls Group, Inc. All rights reserved. Reproduction in whole or in part without the express written permission of ASSA ABLOY Accessories and Door Controls Group, Inc. is prohibited.

ROCKWOOD

ASSA ABLOY

Experience a safer
and more open world

NOTE: Heavy Duty (HD) mounting features hex drive for positive tightening and large overall size for superior strength. Recommended for high frequency and rough service openings.

Free End Thru Bolt

TYPE 1 - Thru Bolt Wood or Metal Door

Type	Bolt Size	Drill Size	Price
1	1/4"-20	9/32	Incl.
1HD	5/16"-18	11/32	8.91
1XHD	3/8"-16	13/32	13.04

TYPE 12 - Decorative Thru Bolt Wood or Metal Door

Type	Bolt Size	Drill Size	Price
12	1/4"-20	9/32	30.02
12HD	5/16"-18	11/32	35.47
12XHD	3/8"-16	13/32	38.75

TYPE 15 - Decorative Thru Bolt Glass Door

Type	Bolt Size	Drill Size	Price
15	1/4"-20	5/8	35.47
15HD	5/16"-18	5/8	42.03
15XHD	3/8"-16	5/8	45.31

Free End Concealed

TYPE 6 - Surface Concealed Metal Door

Minimum diameter of pull is 5/8"

For doors with rivnuts specify Type 6R
Reinforcement by others

Type	Bolt Size	Drill Size	Price
6	1/4"-20	1/4"-20 Tap	8.91
*6HD	5/16"-18	5/16"-18 Tap	13.28

TYPE 6R - Surface Concealed Metal Door

Minimum diameter of pull is 1"

Type	Bolt Size	Drill Size	Price
6R	1/4"-20	N/A	14.06
*6RHD	5/16"-18	N/A	19.90

TYPE 8 - Surface Concealed Wood Door

Type	Bolt Size	Drill Size	Price
8	1/4"-20	23/64 - 9/16 dp.	11.68
*8HD	5/16"-18	7/16 - 9/16 dp.	16.33

TYPE 17 - Surface Concealed Metal Door

Minimum diameter of pull is 1"

Type	Bolt Size	Drill Size	Price
17	1/4"-20	1/4"-20 Tap	13.28
17HD	5/16"-18	5/16"-18 Tap	16.33

TYPE 17R - Surface Concealed Metal Door

Minimum diameter of pull is 1"

Type	Bolt Size	Drill Size	Price
17R	1/4"-20	N/A	18.76
17RHD	5/16"-18	N/A	23.47

*HD mountings feature 2 set screws 180° apart.

ROCKWOOD®
ASSA ABLOY

Experience a safer
and more open world

USA & Canada Prices Effective August 15, 2022
Check the websites for the most updated product information.

USA: 800 458 2424 • www.rockwoodmfg.com | Canada: 800 461 3007 • www.assaabloydss.ca
Copyright © 2021-2022, ASSA ABLOY Accessories and Door Controls Group, Inc. All rights reserved. Reproduction in whole or in part without the express written permission of ASSA ABLOY Accessories and Door Controls Group, Inc. is prohibited.

NOTE: Y base plates are recommended on wood or glass doors to make a stable and durable mounting (see page 39 for details).
 NOTE: Heavy Duty (HD) mounting features hex drive for positive tightening and large overall size for superior strength. Recommended for high frequency and rough service openings.

Flush Pull Mounting

Type 10 Mounting applies to the 94 Series Flush Pulls

TYPE 10 - Surface Mounted Wood or Metal Door

Type	Bolt Size	Drill Size	Price
10	#8-32	9/32	16.33

Wire or Small Post Mount Pull Mounting

NOTE: This mounting should only be used on pulls with mounting points that are 1/2" in diameter.

TYPE 5S - Back-to-Back Wood or Metal Door

Type	Bolt Size	Drill Size	Price
5S	#8-32	13/64	16.33

TYPE 5 - Back-to-Back Wood or Metal Door
 Minimum diameter of pull is 5/8"

Type	Bolt Size	Drill Size	Price
5	1/4"-20	9/32	8.91
5HD	5/16"-18	11/32	13.28

TYPE 9 - Back-to-Back w/Lug Plate Any Door Type
 Minimum diameter of pull is 5/8"

Type	Bolt Size	Drill Size	Price
9	1/4"-20	N/A	29.46

TYPE 11/11XHD - Back-to-Back w/Spanner Collar - Wood or Metal Door
 Minimum diameter of pull is 1"

Type	Bolt Size	Drill Size	Price
11/11XHD	3/8"-16	13/32	33.84

Common End Back-to-Back

TYPE 13 - Back-to-Back Glass Door

Type	Bolt Size	Drill Size	Price
13	1/4"-20	5/8	16.43
*13HD	5/16"-18	5/8	20.80

TYPE 14/14XHD - Back-to-Back Glass Door
 Minimum diameter of pull is 1"

Type	Bolt Size	Drill Size	Price
14/14XHD	3/8"-16	5/8	40.38

TYPE 16 - Back-to-Back Wood or Metal Door
 1" diameter offset pulls only

Type	Bolt Size	Drill Size	Price
16	1/4"-20	9/32	13.25
16HD	5/16"-18	11/32	16.33

TYPE 18 - Back-to-Back Glass Door

Type	Bolt Size	Drill Size	Price
18	1/4"-20	5/8	22.75
18HD	5/16"-18	5/8	26.02

*HD mountings feature 2 set screws 180° apart.

USA & Canada Prices Effective August 15, 2022
 Check the websites for the most updated product information.

USA: 800 458 2424 • www.rockwoodmfg.com | Canada: 800 461 3007 • www.assaabloydss.ca

Copyright © 2021-2022, ASSA ABLOY Accessories and Door Controls Group, Inc. All rights reserved. Reproduction in whole or in part without the express written permission of ASSA ABLOY Accessories and Door Controls Group, Inc. is prohibited.

ROCKWOOD
ASSA ABLOY

Experience a safer
 and more open world

Push and Pull Bar Mounting Details

Sizing of Push Bars

Flush Doors

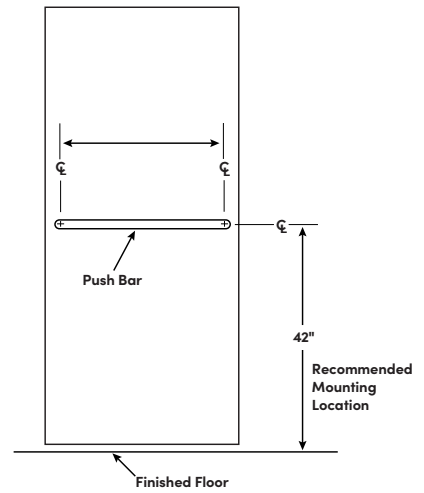
- Door width: • minus 5" for bent end bars
 • minus 5" for square end post mount bars
 • minus 7" for round end post mount bars

Stile and Rail Doors or Doors with Lites

- Door width: • minus width of one stile

CAUTION: Always confirm bars will not interfere with jamb or cause pinching hazard.

CAUTION: On narrow stile doors, be sure push bar base fits on the stile and bar does not interfere with the stop.

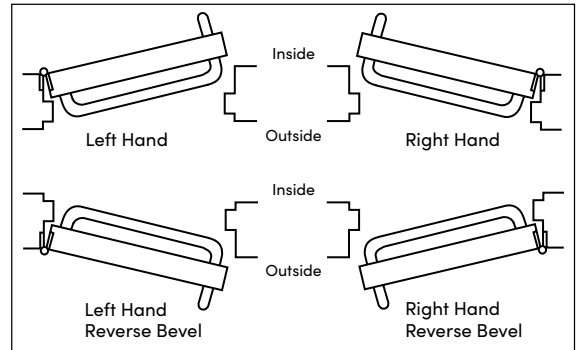


Handing of Doors

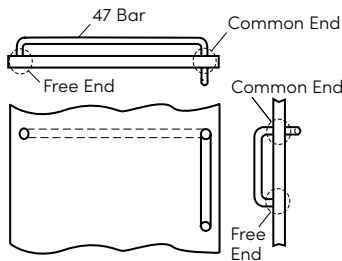
The handing of a door is determined from the outside of the opening.

Standing outside the door:

- If the hinges are on the right, it is a right hand door.
- If the hinges are on the left, it is a left hand door.
- If the door opens away from you, it is a regular bevel door.
- If the door opens toward you, it is a reverse bevel door.



TYPICAL MOUNTING



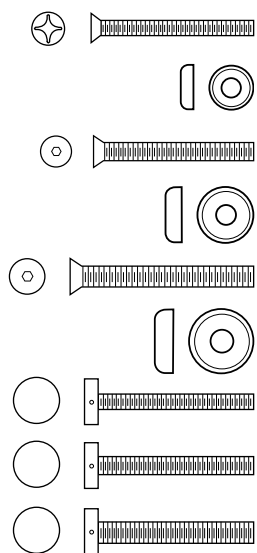
ROCKWOOD®
ASSA ABLOY

Experience a safer
 and more open world

USA & Canada Prices Effective August 15, 2022
 Check the websites for the most updated product information.

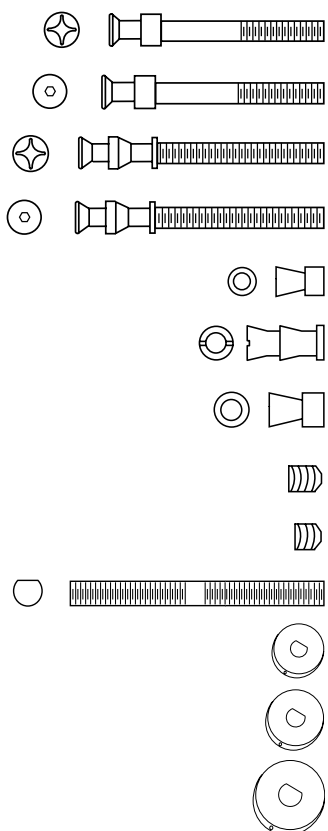
USA: 800 458 2424 • www.rockwoodmfg.com | Canada: 800 461 3007 • www.assaabloydss.ca
 Copyright © 2021-2022, ASSA ABLOY Accessories and Door Controls Group, Inc. All rights reserved. Reproduction in whole or in part without the express written permission of ASSA ABLOY Accessories and Door Controls Group, Inc. is prohibited.

Thru Bolt Mounting - For 1 3/4" Wood and Metal Doors



Part	Description	Mounting Type	Price
SP1004	1/4"-20 x 2 1/4" Flat Head Machine Screw Thru Bolt	1	1.32
SP1005	1/4"-20 Finishing Washer	1	0.93
SP1053	5/16"-18 x 2 1/2" Socket Flat Head Machine Screw Thru Bolt	1HD	3.60
SP1054	5/16"-18 Finishing Washer	1HD	1.33
SP1001	3/8"-16 x 2 1/2" Socket Flat Head Machine Screw Thru Bolt	1XHD	5.58
SP1002	3/8"-16 Finishing Washer	1XHD	1.67
SP1003	1" Diameter Decorative Thru Bolt 1/4"-20 x 2 1/4"	12	15.09
SP1055	1" Diameter Decorative Thru Bolt 5/16"-18 x 2 1/4"	12HD	17.98
SP1041	1 1/4" Diameter Decorative Thru Bolt 3/8"-16 x 2 1/4"	12XHD	17.98

Back-to-Back Mounting - For 1 3/4" Wood and Metal Doors



Part	Description	Mounting Type	Price
SP1025	1/4"-20 x 2 1/4" Cone Head Machine Screw	5	3.92
SP1056	5/16"-18 x 2 1/4" Cone Head Machine Screw	5HD	6.20
SP1052	1/4"-20 x 2 1/4" Double Cone Head Machine Screw (for use with offset pulls)	16	4.64
SP1057	5/16"-18 x 2 1/4" Double Cone Head Machine Screw (for use with offset pulls)	16HD	7.62
SP1027	1/4"-20 Cone Head Union (Used to Convert Cone Head to Thru Bolt Hole)	N/A	3.92
SP1079	1/4"-20 Double Cone Head Union (Used to Convert Double Cone Head to Thru Bolt Hole)	N/A	6.91
SP1068	5/16"-18 Cone Head Union (Used to Convert Cone Head to Thru Bolt Hole)	N/A	6.20
SP1026	1/4"-20 x 5/16" Set Screws (Standard)	N/A	0.93
SP1065	1/4"-20 x 3/16" Set Screw (Short)	N/A	1.22
SP1032	3/8"-16 x 3 1/2" LH/RH Bolt	11	8.18
SP1071	Spanner Collar 1" Diameter for LH/RH Bolt	11	12.37
SP1033	Spanner Collar 1 1/4" Diameter for LH/RH Bolt	11	12.37
SP1072	Spanner Collar 1 1/2" Diameter for LH/RH Bolt	11	13.77

USA & Canada Prices Effective August 15, 2022

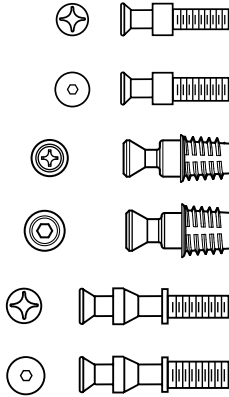
Check the websites for the most updated product information.

USA: 800 458 2424 • www.rockwoodmfg.com | Canada: 800 461 3007 • www.assaabloydss.ca

Copyright © 2021-2022, ASSA ABLOY Accessories and Door Controls Group, Inc. All rights reserved. Reproduction in whole or in part without the express written permission of ASSA ABLOY Accessories and Door Controls Group, Inc. is prohibited.

ROCKWOOD®
ASSA ABLOY

Experience a safer
and more open world



Concealed Mounting - For 1 3/4" Wood and Metal Doors

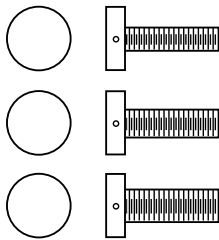
Part	Description	Mounting Type	Price
SP1039	1/4"-20 x 1/2" Cone Head Machine Screw	6 / 6R	3.92
SP1058	5/16"-18 x 1/2" Cone Head Machine Screw	6HD	6.20
SP1080	1/4"-20 Cone Head / Knife Thread Insert	8	6.52
SP1082	5/16"-18 Cone Head / Knife Thread Insert	8HD	6.52
SP1051	1/4"-20 x 1/2" Double Cone Head Machine Screw	17 / 17R	6.20
SP1059	5/16"-18 x 1/2" Double Cone Head Machine Screw	17HD	7.62

Bushings & Washers - For 1/2" Glass Doors



Part	Description	Mounting Type	Price
SP1022	Stainless Steel Washer for 1/4"-20 Cone Head Machine Screw .032" Thick	13	1.67
SP1060	Stainless Steel Washer for 5/16"-18 Cone Head Machine Screw .060" Thick	13HD	1.67
SP1023	Plastic Washer for 1/4"-20 Bolt; Specify Size	13	1.44
SP1061	Plastic Washer for 5/16"-18 Bolt; Specify Size	13HD	1.54
SP1062	Plastic Washer for 3/8"-16 Bolt; Specify Size	14	1.54
SP1024	Glass Door Bushing for 5/8" Hole in Glass; Specify Size	13 / 13HD / 14	1.67

Thru Bolt Mounting - For 1/2" Glass Doors



Part	Description	Mounting Type	Price
SP1020	1" Diameter Decorative Thru Bolt; 1/4"-20 x 1 1/8"	15	15.09
SP1063	1" Diameter Decorative Thru Bolt; 5/16"-18 x 1 1/8"	15HD	17.98
SP1040	1 1/4" Diameter Decorative Thru Bolt; 3/8"-16 x 1 1/8"	15XHD	17.98

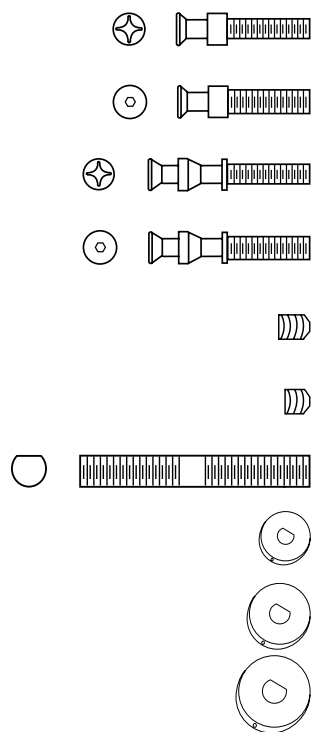
ROCKWOOD®
ASSA ABLOY

Experience a safer
and more open world

USA & Canada Prices Effective August 15, 2022
Check the websites for the most updated product information.

USA: 800 458 2424 • www.rockwoodmfg.com | Canada: 800 461 3007 • www.assaabloydss.ca
Copyright © 2021-2022, ASSA ABLOY Accessories and Door Controls Group, Inc. All rights reserved. Reproduction in whole or in part without the express written permission of ASSA ABLOY Accessories and Door Controls Group, Inc. is prohibited.

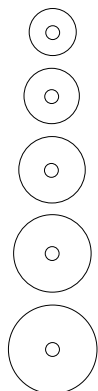
Back-to-Back Mounting - For ½" Glass Doors



Part	Description	Mounting Type	Price
SP1021	¼"-20 x 1 ⅙" Cone Head Machine Screw	13	3.92
SP1064	⅝"-18 x 1 ⅙" Cone Head Machine Screw	13HD	6.20
SP1067	¼"-20 x 1 ⅙" Double Cone Head Machine Screw	18	6.20
SP1066	⅝"-18 x 1 ⅙" Double Cone Head Machine Screw	18HD	7.62
SP1026	¼"-20 x ⅝" Set Screw (Standard)	N/A	0.93
SP1065	¼"-20 x ⅜" Set Screw (Short)	N/A	1.22
SP1031	⅜"-16 x 1 ¾" LH/RH Bolt (If SP1031 is ordered and KIT14 is not called out fastener will be 2 ¼")	14	8.18
SP1071	Spanner Collar 1" Diameter for LH/RH Bolt	14	12.37
SP1033	Spanner Collar 1 ¼" Diameter for LH/RH Bolt	14	12.37
SP1072	Spanner Collar 1 ½" Diameter for LH/RH Bolt	14	13.77

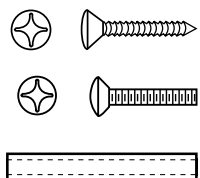
Y Base Plates

Specify bolt hole size and finish. Standard pulls require two plates.



Part	Description	For Use With	Price
SP1073	⅝" Thick x 1 ⅙" Diameter	¾" Diameter Pulls	15.09
SP1074	⅝" Thick x 1 ¼" Diameter	1" Diameter Pulls and Posts	15.09
SP1075	⅝" Thick x 1 ½" Diameter	1" Diameter Pulls and Posts	15.09
SP1076	⅝" Thick x 1 ¾" Diameter	1" Diameter Pulls and Posts	15.09
SP1077	⅝" Thick x 2" Diameter	1" Diameter Pulls and Posts	15.09

Flush Pull Fasteners



Part	Description	Door Type	Price
SP1006	#8 x ¾" Oval Head Sheet Metal Screw	Wood or Metal	0.71
SP1007	#8-32 x ¾" Oval Head Machine Screw	Metal	0.71
SP1034	#8-32 x 1 ⅝" Brass Sleeve Machine Screw	Wood or Metal	4.16

USA & Canada Prices Effective August 15, 2022

Check the websites for the most updated product information.

USA: 800 458 2424 • www.rockwoodmfg.com | Canada: 800 461 3007 • www.assaabloydss.ca

Copyright © 2021-2022, ASSA ABLOY Accessories and Door Controls Group, Inc. All rights reserved. Reproduction in whole or in part without the express written permission of ASSA ABLOY Accessories and Door Controls Group, Inc. is prohibited.

ROCKWOOD

ASSA ABLOY

Experience a safer
and more open world

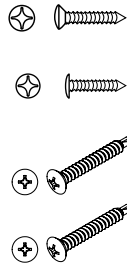
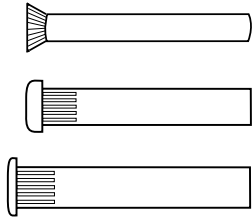


Plate Fasteners

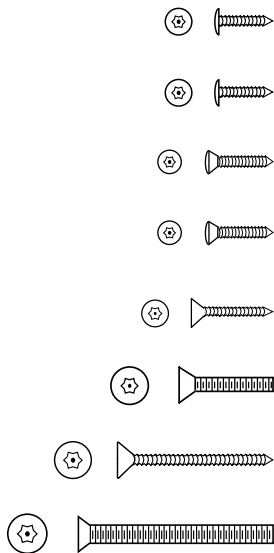
Part	Description	For Use With	Price
SP1008	#6 x 5/8" Oval Head Sheet Metal Screw	Push and Pull Plates; Kick Plates	19.11/c
SP1009	#6 x 3/4" Truss Head Sheet Metal Screw	Plastic / Laminate Kick Plates	19.11/c
SP1050	#6 x 5/8" Oval Head (TEK) Self-Drilling Screw - Stainless Steel	Stainless Steel Kick Plates	47.90/c
SP1069	#6 x 5/8" Oval Head (TEK) Self-Drilling Screw - Brass Painted	Brass Kick Plates	88.00/c

Sex Nuts



Part	Description	For Use With	Price
SP1018	#8-32 Flat Head Sex Nut	94 Series Flush Pulls	5.57
SP1019	#10-24 x 1 1/16" Sex Nut	580 Surface Bolts	3.26
SP1070	1/4"-20 x 1 1/16" Sex Nut	585 Surface Bolts	7.56

Tamperproof Torx® Head Security Fasteners



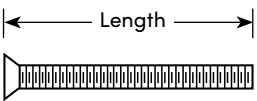
Part	Description	For Use With	Price
SP1016	#6 x 1/2" Button Head Sheet Metal Screw	Plastic Plates	0.95
SP1016B	#6 x 1/2" Button Head Sheet Metal Screw Brass Plated	Kick Plates	2.63
SP1042	#6 x 5/8" Oval Head Sheet Metal Screw	Kick Plates and Push/Pull Plates (Stainless Steel)	0.95
SP1042B	#6 x 5/8" Oval Head Sheet Metal Screw Brass Plated	Kick Plates and Push/Pull Plates	3.47
SP1017	#8 x 3/4" Flat Head Sheet Metal Screw	94 Flush Pulls, 131 Door Pulls, and 555 Flush Bolts	2.21
SP1035	#8-32 x 3/4" Flat Head Machine Screw	94 Flush Pulls, 131 Door Pulls, and 555 Flush Bolts	2.42
SP1037	#12 x 1 1/2" Flat Head Wood Screw	440/442 Door Stops	2.63
SP1038	1/4"-20 x 2 1/2" Flat Head Machine Screw	Door Pulls Type 1 Mount	4.10

ROCKWOOD®
ASSA ABLOY

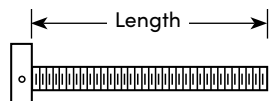
Experience a safer
and more open world

USA & Canada Prices Effective August 15, 2022
Check the websites for the most updated product information.

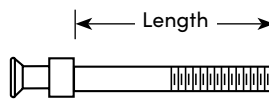
USA: 800 458 2424 • www.rockwoodmfg.com | Canada: 800 461 3007 • www.assaabloydss.ca
Copyright © 2021-2022, ASSA ABLOY Accessories and Door Controls Group, Inc. All rights reserved. Reproduction in whole
or in part without the express written permission of ASSA ABLOY Accessories and Door Controls Group, Inc. is prohibited.



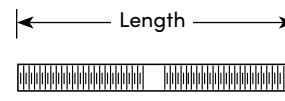
Standard Thru Bolt for Countersunk Holes



Decorative Thru Bolt for Wood or Metal Doors



Cone Head Bolt for Back-to-Back Wood or Metal Doors



LH/RH Bolt without Heads

Mounting Kits for Door Pulls

Part	Mounting Type	Description	Price
KIT1	1	2 ea. 1/4"-20 x 2 1/4" Thru Bolts and 2 ea. Finish Washers; Specify Finish	4.46
KIT1HD	1HD	2 ea. 5/16"-18 x 2 1/2" Thru Bolts and 2 ea. Finish Washers; Specify Finish	8.91
KIT1XHD	1XHD	2 ea. 3/8"-16 x 2 1/2" Thru Bolts and 2 ea. Finish Washers; Specify Finish	13.04
KIT5	5	2 ea. 1/4"-20 x 2 1/4" Cone Head Bolts and 4 ea. Set Screws	8.91
KIT5HD	5HD	2 ea. 5/16"-18 x 2 1/4" Cone Head Bolts and 4 ea. Set Screws	13.28
KIT6	6	2 ea. 1/4"-20 x 1 1/2" Cone Head Bolts and 4 ea. Set Screws	8.91
KIT6HD	6HD	2 ea. 5/16"-18 x 1 1/2" Cone Head Bolts and 4 ea. Set Screws	13.28
KIT11	11	2 ea. 3/8"-16 x 3 1/4" LH/RH Bolt and 2 ea. Spanner Collars for 1 3/4" Doors; Specify Pull Diameter and Finish	33.84
KIT12-1	12	2 ea. 1/4"-20 x 2 1/4" Decorative Thru Bolts; 1" Dia.; Specify Finish	30.02
KIT12-1HD	12HD	2 ea. 5/16"-18 x 2 1/4" Decorative Thru Bolts; 1" Dia.; Specify Finish	35.47
KIT12-1.25XHD	12XHD	2 ea. 3/8"-16 x 2 1/4" Decorative Thru Bolts; 1 1/4" Dia.; Specify Finish	38.75
KIT12-1.5XHD	12XHD	2 ea. 3/8"-16 x 2 1/4" Decorative Thru Bolts; 1 1/2" Dia.; Specify Finish	45.47
KIT13	13	2 ea. 1/4"-20 x 1 1/8" Cone Head Bolts; 2 ea. Metal Washers; 4 ea. Plastic Washers; 2 ea. Bushings for 1/2" Glass Doors; 4 ea. Set Screws; Specify if other than 1/2" Glass	16.43
KIT13HD	13HD	2 ea. 5/16"-18 x 1 1/8" Cone Head Bolts; 2 ea. Metal Washers; 4 ea. Plastic Washers; 2 ea. Bushings for 1/2" Glass Doors; 4 ea. Set Screws; Specify if other than 1/2" Glass	20.80
KIT14	14	2 ea. 3/8"-16 x 2 1/4" LH/RH Bolt; 2 ea. Spanner Collars; 2 ea. Bushings; 4 ea. Washers for 1/2" Glass Doors; Specify Pull Diameter and Finish	40.38
KIT15	15	2 ea. 1/4"-20 x 1 1/8" Decorative Thru Bolts; 1" Dia.; 2 ea. Bushings; 4 ea. Plastic Washers; Specify Finish and Glass Thickness/Hole Size	35.47
KIT15HD	15HD	2 ea. 5/16"-18 x 1 1/8" Decorative Thru Bolts; 1" Dia.; 2 ea. Bushings; 4 ea. Plastic Washers; Specify Finish and Glass Thickness/Hole Size	42.03
KIT15-1.25XHD	15XHD	2 ea. 3/8"-16 x 1 1/8" Decorative Thru Bolts; 1 1/4" Dia.; 2 ea. Bushings; 4 ea. Plastic Washers; Specify Finish and Glass Thickness/Hole Size	45.31
KIT15-1.5XHD	15XHD	2 ea. 3/8"-16 x 1 1/8" Decorative Thru Bolts; 1 1/2" Dia.; 2 ea. Bushings; 4 ea. Plastic Washers; Specify Finish and Glass Thickness/Hole Size	51.84
KIT16	16	2 ea. 1/4"-20 x 2 1/4" Double Cone Head Bolts and 4 ea. Set Screws	13.25
KIT16HD	16HD	2 ea. 5/16"-18 x 2 1/4" Double Cone Head Bolts and 4 ea. Set Screws	16.33

Part	Mounting Type	Description	Price
KIT17	17	2 ea. 1/4"-20 x 1 1/2" Double Cone Head Bolts and 4 ea. Set Screws	13.28
KIT17HD	17HD	2 ea. 5/16"-18 x 1 1/2" Double Cone Head Bolts and 4 ea. Set Screws	16.33
KIT18	18	2 ea. 1/4"-20 x 1 1/8" Double Cone Head Bolts; 2 ea. Metal Washers; 4 ea. Plastic Washers; 2 ea. Bushings for 1/2" Glass Doors; Specify if other than 1/2" Glass and 4 ea. Set Screws	22.75
KIT18HD	18HD	2 ea. 5/16"-18 x 1 1/8" Double Cone Head Bolts; 2 ea. Metal Washers; 4 ea. Plastic Washers; 2 ea. Bushings for 1/2" Glass Doors; Specify if other than 1/2" Glass and 4 ea. Set Screws	26.02
KIT-T1	T1	1 ea. 1/4"-20 x 2 1/4" Cone Head Bolt; 1 ea. 1/4"-20 Cone Head Union; 2 ea. Set Screws; 2 ea. 1/4"-20 x 2 1/4" - 1" Dia. Decorative Thru Bolts; Specify Finish	34.48
KIT-T2	T2	1 ea. 1/4"-20 x 1 1/8" Cone Head Bolt; 1 ea. 1/4"-20 Cone Head Union; 2 ea. Set Screws; 2 ea. 1/4"-20 x 1 1/8" - 1" Dia. Decorative Thru Bolts; 1 ea. Metal Washer; 6 ea. Plastic Washers; 3 ea. Bushings; Specify Finish	43.69
KIT-T3	T3	1 ea. 1/4"-20 x 2 1/4" Cone Head Bolt; 1 ea. 1/4"-20 Cone Head Union; 2 ea. Set Screws; 2 ea. 1/4"-20 x 2 1/4" Thru Bolts; 2 ea. Finish Washers; Specify Finish	13.26
KIT-T4	T4	1 ea. 1/4"-20 x 2 1/4" Cone Head Bolt; 2 ea. 1/4"-20 x 1 1/2" Cone Head Bolts; 3 ea. Set Screws	13.37
KIT-T5	T5	1 ea. 1/4"-20 x 2 1/4" Cone Head Bolt; 2 ea. 1/4"-20 x 1 1/2" Cone Head Wood Screws; 3 ea. Set Screws	16.14
KITRM1.25	11x1XHD	2 ea. 3/8"-16 x 2 1/2" Thru-Bolts; 2 ea. Finish Washers; 1 ea. 3/8"-16 x 3 1/2" LH/RH Bolt; 1 ea. 1 1/4" Spanner Collar; Specify Finish	30.02
KITRM360	11x 12XHD	2 ea. 3/8"-16 x 2 1/4" Decorative Thru Bolts 1 1/4" Dia.; 1 ea. 3/8"-16 x 3 1/2" LH/RH Bolt; 1 ea. 1 1/4" Spanner Collar; Specify Finish	55.66
KITRM360G	14x 15XHD	2 ea. 3/8"-16 x 2 1/4" Decorative Thru Bolts 1 1/4" Dia.; 1 ea. 3/8"-16 x 2 1/4" LH/RH Bolt; 1 ea. 1 1/4" Spanner Collar; 3 ea. Bushings; 6 ea. Plastic Washers; Specify Finish	65.50
KITRM1.5	11x1XHD	2 ea. 3/8"-16 x 2 1/2" Thru Bolts; 2 ea. Finish Washers; 1 ea. 3/8"-16 x 3 1/2" LH/RH Bolt; 1 ea. 1 1/2" Spanner Collar; Specify Finish	33.29
KITRM380	11x 12XHD	2 ea. 3/8"-16 x 2 1/4" Decorative Thru Bolts 1 1/2" Dia.; 1 ea. 3/8"-16 x 3 1/2" LH/RH Bolt; 1 ea. 1 1/2" Spanner Collar; Specify Finish	65.50
KITRM380G	14x 15XHD	2 ea. 3/8"-16 x 2 1/4" Decorative Thru Bolts 1 1/2" Dia.; 1 ea. 3/8"-16 x 1 1/4" LH/RH Bolt; 1 ea. 1 1/2" Spanner Collar; 3 ea. Bushings; 6 ea. Plastic Washers; Specify Finish	75.32

USA & Canada Prices Effective August 15, 2022

Check the websites for the most updated product information.

USA: 800 458 2424 • www.rockwoodmfg.com | Canada: 800 461 3007 • www.assaabloydss.ca

Copyright © 2021-2022, ASSA ABLOY Accessories and Door Controls Group, Inc. All rights reserved. Reproduction in whole or in part without the express written permission of ASSA ABLOY Accessories and Door Controls Group, Inc. is prohibited.

ROCKWOOD

ASSA ABLOY

Experience a safer
and more open world

Notes



Experience a safer
and more open world

USA & Canada Prices Effective August 15, 2022
Check the websites for the most updated product information.

USA: 800 458 2424 • www.rockwoodmfg.com | Canada: 800 461 3007 • www.assaabloydss.ca
Copyright © 2021-2022, ASSA ABLOY Accessories and Door Controls Group, Inc. All rights reserved. Reproduction in whole or in part without the express written permission of ASSA ABLOY Accessories and Door Controls Group, Inc. is prohibited.

USA & Canada Prices Effective August 15, 2022
Check the websites for the most updated product information.

USA: 800 458 2424 • www.rockwoodmfg.com | Canada: 800 461 3007 • www.assaabloydss.ca

Copyright © 2021-2022, ASSA ABLOY Accessories and Door Controls Group, Inc. All rights reserved. Reproduction in whole or in part without the express written permission of ASSA ABLOY Accessories and Door Controls Group, Inc. is prohibited.

ROCKWOOD®

ASSA ABLOY

Experience a safer
and more open world

The ASSA ABLOY Group is the global leader in access solutions.
Every day, we help billions of people experience a more open world.

ASSA ABLOY Opening Solutions leads the development within door openings and products for access solutions in homes, businesses and institutions. Our offering includes doors, frames, door and window hardware, mechanical and smart locks, access control and service.

ROCKWOOD®

ASSA ABLOY

Rockwood Manufacturing Company
300 Main St.
Rockwood, PA 15557
www.rockwoodmfg.com
orders.rockwood@assaabloy.com
1 800 458 2424

(In Canada)
Door Security Solutions Canada
160 Four Valley Drive
Vaughan, ON L4K 4T9
1 800 461 3007
www.assaabloydss.ca