







SCHLAGE LE SERIES

imlss.com



Connect And Control A Lot More Doors. For A Whole Lot Less.

Introducing the Schlage LE wireless lock for mortise door applications. LE wireless locks are ideal for interior openings that require increased security and control over who has access and when. The LE wireless lock is the newest member of the ENGAGE technology family of products, joining Schlage wireless locks and Schlage Control Smart Locks for commercial, mixed use and multi-family applications.

-  **The flexibility of a standalone system or the sophistication of fully integrated access control with one of our alliance partners**
-  **Improved efficiency through the use of electronic credentials**
-  **Convenience of using a mobile device and the latest technologies to connect to or manage locks**
-  **Trusted solutions that can adapt to your growing or changing business needs**
-  **Conveniently retrofits into ANSI mortise door prep; no need to run wires to the opening for access control**
-  **Compatible with proximity, aptiQ™ and aptiQmobile™ smart credentials, as well as card serial number (CSN) of competitors**



Schlage LE Series
Commercial
Hot: 157177, 157176



The new Schlage LE Series wireless lock is designed to be easy to install, connect, manage and use. Developed specifically for facilities that want to upgrade to electronic credentials for improved security and efficiency, it is ideal for interior & perimeter office doors, resident entries, common area doors and sensitive storage spaces with a mortise door prep.

Visit us on-line at www.imlss.com or ask an IML Representative for more product details.

arizona - california - colorado - nevada - utah - washington

